

## PRODUCT DATASHEET

### LED Classic A 60 Rechargeable 8W 840 Frosted E27

LED RECHARGEABLE LAMPS | LED Rechargeable lamps with classic bulbs



#### Areas of application

- Domestic use for general illumination
- Emergency light up to 3 hours without electricity
- Fit for off-grid use like cellar, camping or garden
- Outdoor applications only in suitable luminaires

#### Product benefits

- Standard LED lamp with an integrated rechargeable battery
- The integrated battery can be charged automatically when it is in use via AC Mains
- In case of a power outage, the lamp can work as an emergency light
- Lower energy consumption than incandescent or halogen lamps

#### Product features

- Lamp cap is included for use as a flashlight
- In a blackout situation, the lamp can be turned on by finger or by using the cap
- Capacity of the integrated lithium battery 1800 mAh
- Recharging time: 8 hours to achieve nearly full capacity



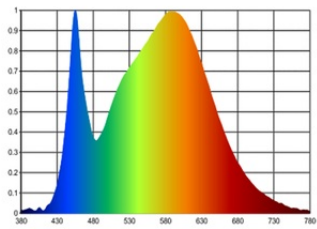
---

**TECHNICAL DATA****Electrical data**

Nominal wattage	8 W
Construction wattage	8.00 W
Nominal voltage	220...240 V
Operating mode	AC Mains
Claimed equiv. conventional lamp power	60 W
Nominal current	56 mA
Type of current	AC/DC
Inrush current	3.23 A
Operating frequency	50/60 Hz
Mains frequency	50/60 Hz
Max. lamp number on MCB B10 A	150
Max. lamp number on MCB B16 A	180

**Photometrical data**

Luminous intensity	Not relevant
Luminous flux	806 lm
Luminous efficacy	100 lm/W
Lumen main.fact.at end of nom.life time	0.93
Light color (designation)	Cool White
Color temperature	4000 K
Color rendering index Ra	≥80
Light color	840
Standard deviation of color matching	≤6 sdc <sub>m</sub>
Rated LLMF at 6,000 h	0.80
Flickering metric (Pst LM)	≤1
Stroboscope effect metric (SVM)	≤0.4



Rechargeable Remote Lamp 4000K

Light technical data

Beam angle	180 °
Warm-up time (60 %)	< 0.50 s
Starting time	0.5 s

Dimensions & Weight



Overall length	122.00 mm
Diameter	60.00 mm
Maximum diameter	60 mm
Product weight	99.00 g

Temperatures & operating conditions

Ambient temperature range	-10...+40 °C
Maximum temperature at tc test point	70 °C

Lifespan

Lifespan L70/B50 at 25 °C	15000 h
Number of switching cycles	100000

Lumen maintenance at end of service lifetime	0.93
Rated lamp survival factor at 6,000 h	≥ 0.90

#### Additional product data

Base (standard designation)	E27
Mercury content	0.0 mg
Mercury-free	Yes
Design / version	Frosted
Product remark	All technical parameters apply to the entire lamp / Due to the complex production process for light-emitting diodes, the typical values shown for the technical LED parameters are purely statistical values that do not necessarily match the actual technical parameters of each individual product, which can vary from the typical value

#### BATTERY

Battery size [GMS]	Others
--------------------	--------

#### Capabilities

Dimmable	No
----------	----

#### Certificates & Standards

Energy efficiency class	F <sup>1)</sup>
Energy consumption	8.00 kWh/1000h
Type of protection	IP20
Standards	CE
Photobiological safety group acc. to EN62778	RG1

<sup>1)</sup> Energy efficiency class (EEC) on a scale of A (highest efficiency) to G (lowest efficiency)

#### Country-specific categorizations

Order reference	LEDCLA60RECH 8W
-----------------	-----------------

#### LOGISTICAL DATA

Temperature range at storage	-20...70 °C
------------------------------	-------------

#### Energy labelling regulation data acc EU 2019/2015




Lighting technology used	LED
Non-directional or directional	NDLS
Mains or non-mains	MLS
Light source cap-type (or other electric interface)	E27


Connected light source (CLS)	No
Color-tuneable light source	No
Envelope	No
High luminance light source	No
Anti-glare shield	No
Correlated colour temperature type	SINGLE_VALUE
Standby power	0 W
Networked standby power for CLS	Not relevant
Claim of equivalent power	Yes
Length	122.00 mm
Height	60.00 mm
Width	60.00 mm
Chromaticity coordinate x	0.3818
Chromaticity coordinate y	0.3797
R9 Colour rendering index	1
Beam angle correspondence	SPHERE_360
Survival factor	0.9
Displacement factor	0.50
LED light source replaces a fluorescent light source	No
EPREL ID	1673437
Model number	AC53097,AC53097

### Safety advice

- Do not touch the lamp if broken.
- Must not be used if outer bulb is defective.

### DOWNLOAD DATA

Documents and certificates		Document name
	User instruction / safety instructions	LED CLA60 RECH
	Declarations of conformity	LED CLA60 RECHARGEABLE
	Declarations of conformity UKCA	LED CLA60 RECHARGEABLE



Photometric and lighting design files		Document name
	Spectral power distribution	Rechargeable Remote Lamp 4000K

LOGISTICAL DATA

Product code	Packaging unit (Pieces/Unit)	Dimensions (length x width x height)	Gross weight	Volume
4099854190131	Folding box 1	60 mm x 60 mm x 162 mm	115.00 g	0.58 dm³
4099854190148	Shipping box 6	208 mm x 135 mm x 137 mm	789.00 g	3.85 dm³

The mentioned product code describes the smallest quantity unit which can be ordered. One shipping unit can contain one or more single products. When placing an order, for the quantity please enter single or multiples of a shipping unit.

ADDITIONAL CATALOG INFORMATION



DISCLAIMER

Subject to change without notice. Errors and omission excepted. Always make sure to use the most recent release.