

PRODUCT DATASHEET

Endura Classic Figo Cylinder Wall E27 Dark Gray

Endura Classic Figo | Bollard and wall luminaires with dark grey metal housing, E27 socket and optional sensor



Areas of application

- Building facades
- Entrance areas
- Patios, balconies
- Pathway lighting
- Driveways
- Gardens and other outdoor areas

Product benefits

- High flexibility in the choice of the light source thanks to E27 socket
- Easy and quick installation

Product features

- Options with PIR motion detector and daylight sensor available
- Options with stainless steel and aluminum housing
- Type of protection: IP44

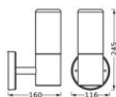
TECHNICAL DATA

Electrical data

| | |
|------------------|---------------|
| Nominal voltage | 220...240 V |
| Mains frequency | 50...60 Hz |
| Protection class | I |
| Operating mode | Mains voltage |

Dimensions & Weight

| | |
|----------------|-----------|
| Length | 116.00 mm |
| Width | 160.00 mm |
| Height | 245.00 mm |
| Product weight | 670.00 g |



ENDURA CLASSIC FIGO CYL W
E27 DG

Materials & Colors

| | |
|--|-----------------|
| Product color | Dark gray |
| Housing color | Dark gray |
| Body material | Stainless steel |
| Cover material | Glass |
| Glow Wire Test according to IEC 60695-2-12 | 650 °C |

Application & Mounting

| | |
|--|-----------------------------|
| Ambient temperature range | -20...+40 °C |
| Type of connection | Terminal, 3-Pole (L, N, PE) |
| Type of protection | IP44 |
| Protection class IK (shock resistance) | IK03 |
| Dimmable | No |
| Mounting type | Surface |
| Application environment | Outdoor |
| With light source | No |
| Replaceable light source | No |
| Holder designation | E27 |

Certificates & Standards

| | |
|--|-----------|
| Standards | CE / UKCA |
| Luminaire with limited surface temperature, "D sign" | No |

Additional product data

| | |
|-----------------------|-------------------------------------|
| Product remark | Maximum bulb wattage: 20W (12W LED) |
| Number of illuminants | 1 |





EQUIPMENT / ACCESSORIES

- Complete mounting and connecting accessories included

Safety advice

- All electrical connections must be made by a qualified person.
- Caution, risk of electric shock.
- Product in protection class I. All electrically conductive, metallic housing parts that can absorb voltage during operation or during maintenance in the event of a fault must be continuously connected to the protective earthing conductor.

DOWNLOAD DATA

| Documents and certificates | | Document name |
|--|--|-------------------------------------|
|  | User instruction / safety instructions | ENDURA CLASSIC FIGO CYL WALL E27 DG |
|  | Legal information | Legal insert I-Outdoor |
|  | Declarations of conformity | CE Declaration ENDURA CLASSIC |
|  | Declarations of conformity UKCA | UKCA Declaration ENDURA CLASSIC |

LOGISTICAL DATA

| Product code | Packaging unit (Pieces/Unit) | Dimensions (length x width x height) | Gross weight | Volume |
|---------------|------------------------------|--------------------------------------|--------------|-----------------------|
| 4058075834842 | Folding box 1 | 127 mm x 182 mm x 273 mm | 790.00 g | 6.31 dm ³ |
| 4058075834859 | Shipping box 4 | 380 mm x 270 mm x 298 mm | 3771.00 g | 30.57 dm ³ |

The mentioned product code describes the smallest quantity unit which can be ordered. One shipping unit can contain one or more single products. When placing an order, for the quantity please enter single or multiples of a shipping unit.

DISCLAIMER

Subject to change without notice. Errors and omission excepted. Always make sure to use the most recent release.