

PRODUCT DATASHEET

LED Classic A 60 Motion Sensor S 8.8W 827 Frosted E27

LED CLASSIC A MOTION & DAYLIGHT SENSOR | Special lamps with motion sensor and integrated daylight sensor, classic bulb shape



SUPERIOR
CLASS

Areas of application

- Staircases, corridor, basement, entrance
- Lamp needs to be turned on only when motion is detected and ambient is dark
- Outdoor use in suitable outdoor luminaires only

Product benefits

- Energy-saving solution thanks to motion sensor and automatic switch off at daylight
- Short payback period thanks to low energy consumption and maintenance costs
- Easy replacement of halogen lamps thanks to compact design
- Automatic light switch off 30 seconds after the last motion detection
- Illumination threshold for automatic switching: 20 lx
- Lower energy consumption than incandescent or halogen lamps

Product features

- Integrated microwave sensor can detect fine movement also through plastic and glass fixtures
- Detection range up to 3 meter and 90°
- Integrated light sensor switches the light on only when it is dark



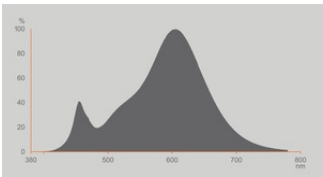
TECHNICAL DATA

Electrical data

Nominal wattage	8.8 W
Construction wattage	8.80 W
Nominal voltage	220...240 V
Operating mode	AC Mains
Claimed equiv. conventional lamp power	60 W
Nominal current	58 mA
Type of current	AC
Inrush current	0.24 A
Operating frequency	50/60 Hz
Mains frequency	50/60 Hz
Max. lamp number on MCB B10 A	125
Max. lamp number on MCB B16 A	200
Total harmonic distortion	86 %
Power factor λ	0.75

Photometrical data

Luminous flux	806 lm
Luminous efficacy	91 lm/W
Lumen main.fact.at end of nom.life time	0.96
Light color (designation)	Warm White
Color temperature	2700 K
Color rendering index Ra	80
Light color	827
Standard deviation of color matching	≤ 6 sdcm
Flickering metric (Pst LM)	1.0
Stroboscope effect metric (SVM)	0.4



LED Classic 827

Light technical data

Beam angle	200 °
Warm-up time (60 %)	0.50 s
Starting time	0.5 s

Dimensions & Weight

Overall length	112.00 mm
Diameter	60.00 mm
Maximum diameter	60 mm
Product weight	26.00 g

Temperatures & operating conditions

Ambient temperature range	-20...+40 °C
Maximum temperature at tc test point	84.8 °C

Lifespan

Lifespan L70/B50 at 25 °C	25000 h
Number of switching cycles	100000
Lumen maintenance at end of service lifetime	0.96

Additional product data

Base (standard designation)	E27
Mercury content	0.0 mg
Mercury-free	Yes
Design / version	Frosted
Product remark	All technical parameters apply to the entire lamp / Due to the complex production process for light-emitting diodes, the typical values shown for the technical LED parameters are purely statistical values that do not necessarily match the actual technical parameters of each individual product, which can vary from the typical value
Added function	Day & Night Sensor

Capabilities

Dimmable	No
----------	----

Certificates & Standards

Energy efficiency class	F ¹⁾
Energy consumption	9.00 kWh/1000h
Type of protection	IP20
Standards	CE / EAC / UKCA
Photobiological safety group acc. to EN62778	RG0

¹⁾ Energy efficiency class (EEC) on a scale of A (highest efficiency) to G (lowest efficiency)

Country-specific categorizations

Order reference	LED CLA60 MSDS
-----------------	----------------

LOGISTICAL DATA

Temperature range at storage	-20...+80 °C
------------------------------	--------------

Energy labelling regulation data acc EU 2019/2015




Lighting technology used	LED
Non-directional or directional	NDLS
Mains or non-mains	MLS
Light source cap-type (or other electric interface)	E27
Connected light source (CLS)	No
Color-tuneable light source	No
Envelope	No
High luminance light source	No
Anti-glare shield	No
Correlated colour temperature type	SINGLE_VALUE
Standby power	0.50 W
Claim of equivalent power	Yes
Length	112.00 mm
Height	60.00 mm
Width	60.00 mm
Chromaticity coordinate x	0.4578
Chromaticity coordinate y	0.4101
R9 Colour rendering index	1
Beam angle correspondence	SPHERE_360

Survival factor	0.90
Displacement factor	0.99
LED light source replaces a fluorescent light source	No
EPREL ID	1338685,2190117
Model number	AC45042,AC69387

Safety advice

- Do not touch the lamp if broken.
- Must not be used if outer bulb is defective.

DOWNLOAD DATA

Documents and certificates		Document name
	Declarations of conformity	Classic A60 A75
	Declarations of conformity UKCA	Classic A60 A75 UKCA
Photometric and lighting design files		Document name
	Spectral power distribution	LED Classic 827

LOGISTICAL DATA

Product code	Packaging unit (Pieces/Unit)	Dimensions (length x width x height)	Gross weight	Volume
4099854094200	Folding box 1	61 mm x 61 mm x 116 mm	39.00 g	0.43 dm ³
4099854094217	Shipping box 10	315 mm x 136 mm x 130 mm	540.00 g	5.57 dm ³

The mentioned product code describes the smallest quantity unit which can be ordered. One shipping unit can contain one or more single products. When placing an order, for the quantity please enter single or multiples of a shipping unit.

DISCLAIMER

Subject to change without notice. Errors and omission excepted. Always make sure to use the most recent release.