

# PRODUCT DATASHEET

## LED Classic B 40 Filament DIM P 4.8W 827 Clear E14

LED CLASSIC B DIM P | Dimmable LED lamps, classic candle shape



### Areas of application

- Perfect for decorative installations
- Domestic applications
- General illumination
- Outdoor use in suitable outdoor luminaires only

### Product benefits

- Design, dimensions, luminous flux comparable to an incandescent lamp
- Lower energy consumption than incandescent or halogen lamps
- Robust against vibrations
- Instant 100 % light, no warm-up time
- Can be easily fitted instead of ordinary light bulbs

### Product features

- Professional LED lamps for line voltage
- Dimmable
- Lifetime up to 15,000 h
- Beam angle: up to 300°
- Lamp made of glass
- Good quality of light; color rendering index  $R_a \geq 80$ ; constant chromaticity



## TECHNICAL DATA

### Electrical data

Nominal wattage	4.8 W
Construction wattage	4.80 W
Nominal voltage	220...240 V
Operating mode	AC Mains
Claimed equiv. conventional lamp power	40 W
Nominal current	26 mA
Type of current	AC
Inrush current	1.4 A
Operating frequency	50/60 Hz
Mains frequency	50/60 Hz
Max. lamp number on MCB B10 A	100
Max. lamp number on MCB B16 A	150
Power factor $\lambda$	> 0.70

### Photometrical data

Luminous flux	470 lm
Nominal useful luminous flux 90°	470 lm
Luminous efficacy	97 lm/W
Lumen main.fact.at end of nom.life time	0.70
Light color (designation)	Warm White
Color temperature	2700 K
Color rendering index Ra	80
Light color	827
Standard deviation of color matching	≤6 sdc <sub>m</sub>
Rated LLMF at 6,000 h	0.80
Flickering metric (Pst LM)	≤1
Stroboscope effect metric (SVM)	≤0.4



EPREL data spectral diagram PROF  
LEDr 2700K

### Light technical data

Beam angle	300 °
Warm-up time (60 %)	< 0.50 s
Starting time	< 0.5 s

### Dimensions & Weight



Overall length	97.00 mm
Diameter	35.00 mm
Maximum diameter	35 mm
Product weight	13.00 g

### Temperatures & operating conditions

Ambient temperature range	-20...+40 °C
Maximum temperature at tc test point	65 °C

### Lifespan

Lifespan L70/B50 at 25 °C	15000 h
Number of switching cycles	100000
Lumen maintenance at end of service lifetime	0.70
Rated lamp survival factor at 6,000 h	≥ 0.90

### Additional product data

Base (standard designation)	E14
-----------------------------	-----

Mercury content	0.0 mg
Mercury-free	Yes
Design / version	Clear
Product remark	All technical parameters apply to the entire lamp / Due to the complex production process for light-emitting diodes, the typical values shown for the technical LED parameters are purely statistical values that do not necessarily match the actual technical parameters of each individual product, which can vary from the typical value

### Capabilities

Dimmable	Yes <sup>1)</sup>
----------	-------------------

<sup>1)</sup> Check dimmer compatibility at [ledvance.com/compatibility](https://www.ledvance.com/compatibility)

### Certificates & Standards

Energy efficiency class	F <sup>1)</sup>
Energy consumption	5.00 kWh/1000h
Type of protection	IP20
Standards	CE / EAC
Photobiological safety group acc. to EN62778	RG0

<sup>1)</sup> Energy efficiency class (EEC) on a scale of A (highest efficiency) to G (lowest efficiency)

### Country-specific categorizations

Order reference	LED CLB40DIM 4.
-----------------	-----------------

### LOGISTICAL DATA

Temperature range at storage	-20...+80 °C
------------------------------	--------------

### Energy labelling regulation data acc EU 2019/2015






Lighting technology used	LED
Non-directional or directional	NDLS
Mains or non-mains	MLS
Light source cap-type (or other electric interface)	E14
Connected light source (CLS)	No
Color-tuneable light source	No
Envelope	No
High luminance light source	No
Anti-glare shield	No
Correlated colour temperature type	SINGLE_VALUE

Standby power	0 W
Claim of equivalent power	Yes
Length	97.00 mm
Height	35.00 mm
Width	35.00 mm
Chromaticity coordinate x	0.436
Chromaticity coordinate y	0,420
R9 Colour rendering index	1
Beam angle correspondence	SPHERE_360
Survival factor	0.90
Displacement factor	≥0.7
LED light source replaces a fluorescent light source	No
EPREL ID	523170
Model number	AC32336

### Safety advice

- Do not touch the lamp if broken.
- Must not be used if outer bulb is defective.

### DOWNLOAD DATA

Documents and certificates		Document name
	Declarations of conformity	LED CLA CLB CLP T26 CL GLOBE125
Photometric and lighting design files		Document name
	IES file (IES)	LED CLB40 D 2700 E14
	LDT file (Eulumdat)	LED CLB40 D 2700 E14
	Light distribution curve type polar	LED CLB40 D 2700 E14
	Spectral power distribution	EPREL data spectral diagram PROF LEDr 2700K

### LOGISTICAL DATA

Product code	Packaging unit (Pieces/Unit)	Dimensions (length x width x height)	Gross weight	Volume
4099854067532	Folding box 1	39 mm x 39 mm x 109 mm	27.00 g	0.17 dm <sup>3</sup>
4099854067549	Shipping box 10	205 mm x 87 mm x 123 mm	319.00 g	2.19 dm <sup>3</sup>

The mentioned product code describes the smallest quantity unit which can be ordered. One shipping unit can contain one or more single products. When placing an order, for the quantity please enter single or multiples of a shipping unit.

---

### References / Links

- For dimming conformity see [www.ledvance.com/dim](http://www.ledvance.com/dim)
- For Guarantee see [www.ledvance.com/guarantee](http://www.ledvance.com/guarantee)

---

### DISCLAIMER

Subject to change without notice. Errors and omission excepted. Always make sure to use the most recent release.