

PRODUCT DATASHEET

DULUX LED L36 HF & AC MAINS VALUE 18W 865 2G11

DULUX LED L HF & AC MAINS VALUE | LED replacement for CFLni with 4-pin 2G11 base for ECG and AC mains operation



Areas of application

- General illumination within ambient temperatures from -20...+45 °C
- Offices, public buildings
- Shops
- Hotels, restaurants
- Industry

Product benefits

- Easy installation
- Low energy consumption
- Not suitable for operation with conventional control gear
- Easy relamping thanks to compact design
- Operation directly on 230 V AC mains possible

Product features

- LED replacement for conventional compact fluorescent lamps for use in ECG luminaires or on AC mains
- Lifetime up to 30,000 h
- Single-ended four-pin plug-in 2G11 base
- Type of protection: IP20
- Mercury-free lamps



TECHNICAL DATA

Electrical data

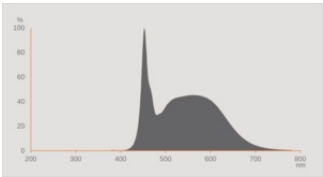
Nominal wattage	18 W
Construction wattage	18.00 W
Nominal voltage	220...240 V
Operating mode	ECG, AC Mains ¹⁾
Claimed equiv. conventional lamp power	36 W
Nominal current	79 mA
Type of current	AC
Inrush current	8 A
Suitable for DC input	Yes
Input voltage DC	186...264 V ²⁾
Operating frequency	50/60 Hz
Mains frequency	50/60 Hz
Max. lamp number on MCB B10 A	56
Max. lamp number on MCB B16 A	90
Total harmonic distortion	≤ 30 %
Power factor λ	> 0.90

1) Check ECG compatibility at [ledvance.com/compatibility](https://www.ledvance.com/compatibility)

2) Permitted voltage range

Photometrical data

Luminous flux	2300 lm
Nominal useful luminous flux 90°	2300 lm
Luminous efficacy	127 lm/W
Lumen main.fact.at end of nom.life time	0.70
Light color (designation)	Cool Daylight
Color temperature	6500 K
Color rendering index Ra	80
Light color	865
Standard deviation of color matching	≤6 sdcn
Rated LLMF at 6,000 h	0.90
Flickering metric (Pst LM)	1.0
Stroboscope effect metric (SVM)	0.4



EPREL data spectral diagram PROF
LEDr 6500K

Light technical data

Beam angle	140 °
Warm-up time (60 %)	< 0.50 s
Starting time	< 0.5 s

Dimensions & Weight



Overall length	416.50 mm
Diameter	44.00 mm
Tube diameter	17,0 mm
Maximum diameter	44 mm
Product weight	132.00 g

Temperatures & operating conditions

Ambient temperature range	-20...+50 °C ¹⁾
Maximum temperature at tc test point	75 °C

1) Temperature surrounding the lamp - for enclosed luminaires: temperature inside of the luminaire

Lifespan

Lifespan L70/B50 at 25 °C	30000 h
Number of switching cycles	200000
Lumen maintenance at end of service lifetime	0.70
Rated lamp survival factor at 6,000 h	≥ 0.90

Additional product data

Base (standard designation)	2G11
Mercury content	0.0 mg
Mercury-free	Yes
Design / version	Frosted

Capabilities

Dimmable	No
----------	----

Certificates & Standards

Energy efficiency class	E ¹⁾
Energy consumption	18.00 kWh/1000h
Type of protection	IP20
Standards	CE / EAC / UKCA
Photobiological safety group acc. to EN62778	RG0

¹⁾ Energy efficiency class (EEC) on a scale of A (highest efficiency) to G (lowest efficiency)

Country-specific categorizations

Order reference	DULUX LED L36 H
-----------------	-----------------

LOGISTICAL DATA

Temperature range at storage	-20...+80 °C
------------------------------	--------------

Energy labelling regulation data acc EU 2019/2015







Lighting technology used	LED
Non-directional or directional	NDLS
Mains or non-mains	MLS
Light source cap-type (or other electric interface)	2G11
Connected light source (CLS)	No
Color-tuneable light source	No
Envelope	No
High luminance light source	No
Anti-glare shield	No
Correlated colour temperature type	SINGLE_VALUE
Standby power	0 W
Claim of equivalent power	No
Length	416.50 mm


Height	44.00 mm
Width	44.00 mm
Chromaticity coordinate x	0.3123
Chromaticity coordinate y	0.3282
R9 Colour rendering index	1
Beam angle correspondence	SPHERE_360
Survival factor	0.90
Displacement factor	0.90
LED light source replaces a fluorescent light source	No
EPREL ID	2206888
Model number	AC71202

Safety advice

- Always check the latest update of the compatibility list available on www.ledvance.com/ecg-compatibility.
- Not suitable for operation with conventional control gear.
- The operating temperature range of DULUX LED is restricted. In case of doubt regarding suitability of the application please measure Tc temperature on the product prior to installation.
- Lamp not suitable for emergency operation.
- Do not touch the lamp if broken.
- Must not be used if outer bulb is defective.

DOWNLOAD DATA

Documents and certificates		Document name
	User instruction / safety instructions	DULUX LED L HF V
	Extended installation guide	Installation instructions LED TUBE T8, T5 und DULUX LED 2024 10 EN
	Legal information	Informationstext 18 Abs 4 ElektroG
	Declarations of conformity	DULUX LED
	Declarations of conformity UKCA	LEDTUBE
	ECG compatibility list	Ballast compatibility DULUX LED 2025

Photometric and lighting design files		Document name
	Spectral power distribution	EPREL data spectral diagram PROF LEDr 6500K

LOGISTICAL DATA

Product code	Packaging unit (Pieces/Unit)	Dimensions (length x width x height)	Gross weight	Volume
4099854501692	Folding box 1	27 mm x 47 mm x 460 mm	197.00 g	0.58 dm ³
4099854501708	Shipping box 10	470 mm x 243 mm x 74 mm	2131.00 g	8.45 dm ³

The mentioned product code describes the smallest quantity unit which can be ordered. One shipping unit can contain one or more single products. When placing an order, for the quantity please enter single or multiples of a shipping unit.

DISCLAIMER

Subject to change without notice. Errors and omission excepted. Always make sure to use the most recent release.