

PRODUCT DATASHEET

SMART+ WIFI Eclipse 80cm RGB + W

Smart+ Eclipse Pathway Multicolor | Outdoor Smart Eclipse Pathway stainless steel



Areas of application

- General illumination
- Outdoor use (IP44)
- Gardens
- Patios, balconies

Product benefits

- Easy and quick installation
- Colorful garden lighting with smart and intelligent control options
- High-quality materials
- Uses multi color and cold or warm white light for most flexible lighting scenes
- Combines the functionality of general lighting and mood lighting

Product features

- Controllable via LEDVANCE SMART+ App (with minimum Android 8.0 or iOS 14.0)
- Controllable via voice control available: Google Assistant or Amazon Alexa
- RGB color control, approx. 16 million color options adjustable
- Dimmable
- Color temperature: 3,000 K (Warm White)
- Network protocol: WiFi
- Type of protection: IP44



TECHNICAL DATA

Electrical data

Nominal wattage	10.00 W
Nominal voltage	220...240 V
Mains frequency	50...60 Hz
Nominal current	70.000 mA
Power factor λ	> 0.60
Protection class	I

Photometrical data

Luminous flux	250 lm
Total luminous flux of contained light sources	850 lm
Luminous efficacy	25 lm/W
Color temperature	3000 K
Light color (designation)	Warm White / RGB
Color rendering index Ra	≥80
Standard deviation of color matching	≤6 sdc _m
Flickering metric (Pst LM)	-
Stroboscope effect metric (SVM)	-
Photobiological safety group acc. to EN62778	RG0
Beam angle	330 °

Dimensions & Weight

Diameter	150.00 mm
Height	800.00 mm
Product weight	2440.00 g



SMART OUTD WIFI ECLIPSE 80CM
RGBW

Materials & Colors

Product color	Silver
Housing color	Silver
Body material	Stainless steel
Glow Wire Test according to IEC 60695-2-12	650 °C
Mercury content	0.0 mg

Application & Mounting

Ambient temperature range	-20...+40 °C
Type of connection	Terminal, 3-Pole (L, N, PE)
Type of protection	IP44
Dimmable	Yes
Type of dimming	WiFi
Mounting type	Standing
Application environment	Outdoor
With light source	Yes

Lifespan

Lifespan L70/B50 at 25 °C	25000 h
Number of switching cycles	12500

Certificates & Standards

Standards	CE / UKCA
Ball shot safe	No
Replaceable light source (EPREL)	Not replaceable





Additional product data

Product remark	Reset settings to default by switching the product on for three seconds and off for three seconds and repeating this five times.
----------------	--

Safety advice

- All electrical connections must be made by a qualified person.
- Caution, risk of electric shock.
- Product in protection class I. All electrically conductive, metallic housing parts that can absorb voltage during operation or during maintenance in the event of a fault must be continuously connected to the protective earthing conductor.
- Check wall-ceiling for suitability. If uncertain, seek professional advice.

DOWNLOAD DATA

Documents and certificates		Document name
	User instruction / safety instructions	ECLIPSE
	Declarations of conformity	SMART OUTD WIFI RGBW
	Declarations of conformity UKCA	SMART OUTD WIFI RGBW
	Declarations of conformity UKCA	SMART OUTD WIFI

LOGISTICAL DATA

Product code	Packaging unit (Pieces/Unit)	Dimensions (length x width x height)	Gross weight	Volume
4058075763326	Folding box 1	155 mm x 155 mm x 820 mm	2791.00 g	19.70 dm ³
4058075763333	Shipping box 2	840 mm x 330 mm x 175 mm	6599.00 g	48.51 dm ³

The mentioned product code describes the smallest quantity unit which can be ordered. One shipping unit can contain one or more single products. When placing an order, for the quantity please enter single or multiples of a shipping unit.

References / Links

– Further information and frequently asked questions (FAQs) at www.ledvance.com/consumer/smart/faq

DISCLAIMER

Subject to change without notice. Errors and omission excepted. Always make sure to use the most recent release.