

PRODUCT DATASHEET

OTi DALI 35/220...240/1A0 NFC L

OPTOTRONIC Intelligent - DALI NFC (SELV) | Constant Current - Indoor



Areas of application

- Linear lighting for office, education, industry, storage areas and retail
- Installation in emergency lighting systems according to IEC 61347-2-13, appendix J
- Suitable for luminaires of protection class I

Product benefits

- Fully programmable via software (DALI Interface, NFC)
- Advanced luminaire/driver data (power, energy, operating hours...) for analytics
- DALI-2 certified incl. Parts 251, 252, 253
- Lifetime: up to 100,000 h (temperature at $T_c = 65^\circ\text{C}$, max. 10 % failure rate)
- High-quality dimming of 1...100 % by amplitude dimming
- Higher quality of light thanks to < 3 % output ripple current
- Very high efficiency
- Very low standby power consumption: < 0.15 W
- Fulfill safety requirement due to overload, overtemperature, Hot Plug protection

Product features

- Line frequency: 0 Hz | 50 Hz | 60 Hz
- Versatile DALI window driver up to 80 W due to flexible output characteristic
- Supply voltage: 220...240 V
- Available with output current range: up to 2,100 mA

- Constant Lumen Output (CLO)
- Integrated customizable thermal management (Driver Guard)

TECHNICAL DATA**Electrical data**


Nominal wattage	37.00 W
Nominal output power	4...37 W
Nominal voltage	220...240 V
Nominal output voltage	15...54 V
Input voltage range	220...240 V
Input voltage AC	198...264 V
Input voltage DC	176...276 V
U-OUT (working voltage)	< 60 V
Nominal output current	200...1050 mA
Inrush current	≤20 A
Output current tolerance	±3 %
Output ripple current (100 Hz)	≤ 3 %
Mains frequency	0/50/60 Hz
Total harmonic distortion	≤ 10 %
Power factor λ	≥0.95
ECG efficiency	89 % ¹⁾
Device power loss	3,0 W
Max. ECG no. on circuit breaker 10 A (C)	-
Max. ECG no. on circuit breaker 16 A (C)	-
Surge capability (L/N-Ground)	2 kV
Surge capability (L-N)	1 kV
Galvanic isolation	SELV
Flickering metric (Pst LM)	≤1

¹⁾ at 230 V, 50 Hz

Photometrical data

Flickering metric (Pst LM)	≤1
Stroboscope effect metric (SVM)	≤0.4

Dimensions & Weight



Length	280.0 mm
Mounting hole spacing, length	270,0 mm
Width	30.00 mm
Height	21.00 mm
Cable cross-section, input side	0.5...1.5 mm ²
Cable cross-section, output side	0.5...1.5 mm ²
Wire preparation length, input side	8.0...9.0 mm
Wire preparation length, output side	8.0...9.0 mm
Conductor cross section	0.5...1.5 mm ²
Product weight	209.00 g

Colors & materials

Casing material	Metal
Body material	Metal

Temperatures & operating conditions

Ambient temperature range	-25...+60 °C
Maximum temperature at tc test point	75 °C
Max.housing temperature in case of fault	110 °C
Permitted rel. humidity during operation	5...85 % ¹⁾

¹⁾ Maximum 56 days/year at 85 %

Lifespan

ECG lifetime	100000 h / 50000 h
--------------	--------------------

Capabilities

Dimmable	Yes
Dimming interface	DALI-2 / Touch DIM / Touch DIM Sensor
Dimming range	1...100 %
Overheating protection	Automatic reversible
Overload protection	Automatic reversible

No-load proof	Yes
Short-circuit protection	Automatic reversible
Max. cable length to lamp/LED module	2,0 m ¹⁾
Suitable for fixtures with prot. class	I
Type of connection, output side	Push terminal

1) Output wires must be routed as close as possible to each other

Certificates & Standards

Approval marks – approval	CE / EL / VDE-ENEC / EAC / CCC / BIS / RCM
Standards	Acc. to IEC 61347-1 / Acc. to IEC 61347-2-13 / Acc. to IEC 62384 / Acc. to IEC 62386 / Acc. to IEC 61000-3-2 / Acc. to IEC 61000-3-3 / Acc. to IEC 61347
Protection class	1
Type of protection	IP20
Energy efficiency class	A1







LOGISTICAL DATA





Temperature range at storage	-40...+85 °C
------------------------------	--------------

Energy labelling regulation data acc EU 2019/2015

Networked standby power for CLS	
---------------------------------	--

DOWNLOAD DATA

Documents and certificates		Document name
	User instruction / safety instructions	OTI DALI 35
	Declarations of conformity	EU declaration OTI DALI 35, 80W
	Declarations of conformity	UK declaration OTI DALI 35, 80W
	Certificates	VDE Certificate
	Certificates	IEC Certificate OTI DALI 35
	Certificates	OTI DALI 35

Documents and certificates		Document name
	Certificates	OTI DALI 35
	Certificates	OTI DALI 35
CAD/BIM files		Document name
	CAD STEP 3D	DALI SENSOR LS PD LI G2
	CAD data 3D PDF	OTI DALI NFC L CAD3PDF

LOGISTICAL DATA

Product code	Packaging unit (Pieces/Unit)	Dimensions (length x width x height)	Gross weight	Volume
4062172074964	Unpacked 1		215.00 g	
4062172074971	Shipping box 20	303 mm x 159 mm x 105 mm	4307.00 g	5.06 dm ³

The mentioned product code describes the smallest quantity unit which can be ordered. One shipping unit can contain one or more single products. When placing an order, for the quantity please enter single or multiples of a shipping unit.

DISCLAIMER

Subject to change without notice. Errors and omission excepted. Always make sure to use the most recent release.