

PRODUCT DATASHEET

TRUSYS FLEX P 50W 840 VW CL WT DALI

TruSys® FLEX VERY WIDE | Luminaire inserts with very wide light distribution, up to 175 lm/W

Areas of application

- Direct replacement for luminaires with fluorescent lamps
- Industry halls, high rack warehouse, hardware stores
- Discounters, supermarkets



PERFOR-
MANCE
CLASS

Product benefits

- Very wide light distribution for area lighting
- Easy installation, no tools required for connection
- Energy saving and cost-effective
- Flexible application due to a range of different lumen packages and beam angles
- 5 years guarantee

Product features

- Beam angle very wide: 120°
- Click into place solution with smart click buttons
- Luminous efficacy: up to 175 lm/W
- Fixed luminaire taps
- Luminaire versions available with on-off or IoT-ready DALI-2 driver
- Steel-sheet housing
- Lens material: PMMA
- Type of protection: IP40



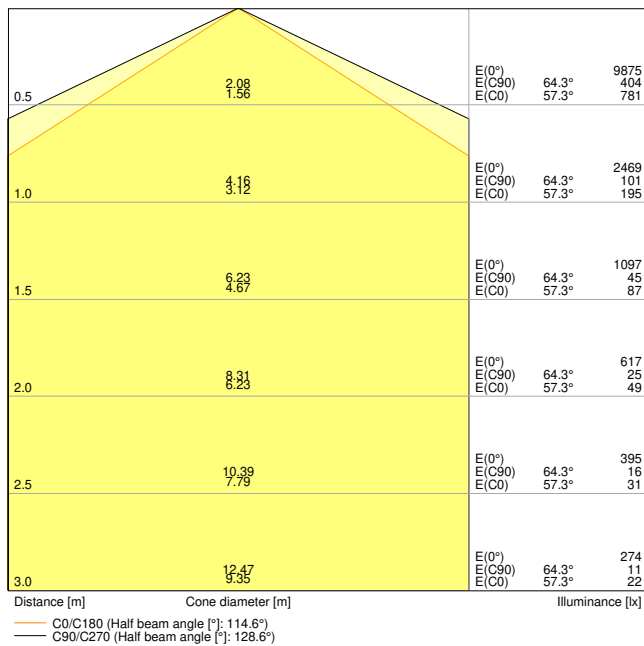
TECHNICAL DATA

Electrical data

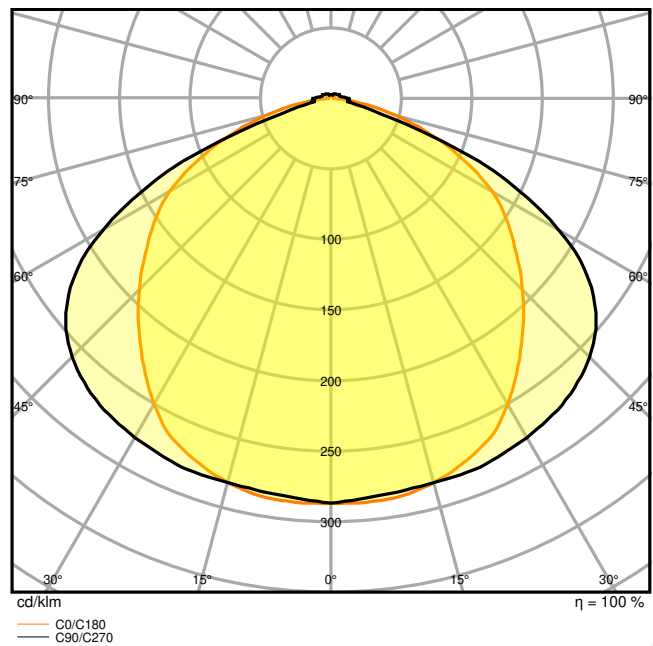
Nominal wattage	50.00 W
Nominal voltage	220...240 V
Mains frequency	0/50/60 Hz
Nominal current	230.000 mA
Inrush current	43.8 A
Inrush current time T_{h50}	188 μ s
Max. number of luminaires per miniature circuit breaker B16	9
Max. number of luminaires per miniature circuit breaker C10	7
Max. number of luminaires per miniature circuit breaker C16	12
Power factor λ	≥ 0.94
Total harmonic distortion	$\leq 15\%$
Protection class	I
Operating mode	Integrated LED driver
Dimming interface	DALI-2 / IoT

Photometrical data

Luminous flux	8600 lm
Luminous efficacy	175 lm/W
Color temperature	4000 K
Light color (designation)	Cool White
Color rendering index Ra	≥ 80
Standard deviation of color matching	3 sdc _m
Low flicker	Yes
Flickering metric (Pst LM)	≤ 1
Stroboscope effect metric (SVM)	≤ 0.4
Photobiological safety group acc. to EN62778	RG1
Beam angle	120 °



TRUSYS FLEX P 50W 840 VW CL WT DALI



TRUSYS FLEX P 50W 840 VW CL WT DALI

Dimensions & Weight

Length	1500.00 mm
Width	77.70 mm
Height	39.40 mm
Product weight	1750.00 g



TRUSYS FLEX luminaire - clear

Materials & Colors

Product color	White
Housing color	White
Body material	Steel
Cover material	Polymethylmethacrylate (PMMA)
Light emitting surface material	Polymethylmethacrylate (PMMA)
Glow Wire Test according to IEC 60695-2-12	650 °C
Mercury content	0.0 mg

Application & Mounting

Ambient temperature range	-25...+40 °C
Temperature range at storage	-40...+80 °C
Type of connection	Plug-In connection
Type of protection	IP40
Protection class IK (shock resistance)	IK04
Dimmable	Yes
Type of dimming	DALI
Mounting type	Suspended/Surface
Mounting location	Mounting rail
Application environment	Indoor
Adjustable	No
With light source	Yes

Lifespan

Lifespan L70/B50 at 25 °C	100000 h ¹⁾
Lifespan L80/B10 at 25 °C	76000 h ¹⁾
Lifespan L80/B50 at 25 °C	89000 h
Lifespan L90/B10 at 25 °C	38000 h
Number of switching cycles	100000

¹⁾ t[h]: L70 / B50 @ 25 °C (Ta), t[h]: L80 / B10 @ 25 °C (Ta), t[h]: L90 / B10 @ 25 °C (Ta)

Control gear

Output current	1050 mA
ECG - Output ripple current	< 10 %

Certificates & Standards

Standards	CE / CB / UKCA / ENEC / EAC
-----------	-----------------------------

Luminaire with limited surface temperature, "D sign"	Yes
Ball shot safe	No
Replaceable light source (EPREL)	Not replaceable









Additional product data




Added function	VIVARES
----------------	---------








EQUIPMENT / ACCESSORIES

– Mounting rail with fixed integrated 5- and 8-pole cable

DOWNLOAD DATA

Documents and certificates		Document name
	User instruction / safety instructions	TRUSYS FLEX P RAIL
	User instruction / safety instructions	TRUSYS FLEX DALI 840
	Legal information	Light Source Insert Trusys Flex DALI
	Legal information	Legal insert TRUSYS FLEX DALI
	Legal information	Informationstext 18 Abs 4 ElektroG
	Declarations of conformity	CE Declaration of Conformity TRUSYS FLEX
	Declarations of conformity UKCA	UKCA Declaration of Conformity TRUSYS FLEX
	Certificates	ENEC TRUSYS FLEX P DALI

Photometric and lighting design files		Document name
	IES file (IES)	TRUSYS FLEX P 50W 840 VW CL WT DALI
	LDT file (Eulumdat)	TRUSYS FLEX P 50W 840 VW CL WT DALI
	ULD file (DIALux)	TRUSYS FLEX P 50W 840 VW

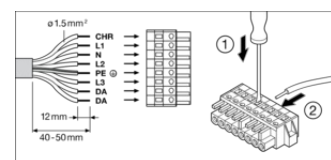
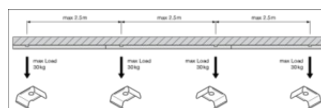
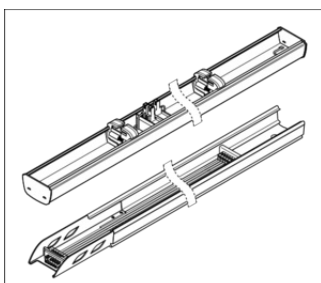
Photometric and lighting design files		Document name
	ROLF file (RELUX)	TRUSYS FLEX P 50W 840
	UGR file (UGR table)	TRUSYS FLEX P 50W 840 VW CL WT DALI
	Light distribution curve type cone	TRUSYS FLEX P 50W 840 VW CL WT DALI
	Light distribution curve type polar	TRUSYS FLEX P 50W 840 VW CL WT DALI
CAD/BIM files		Document name
	BIM Revit 3D	TRUSYS FLEX
	CAD STEP 3D	TruSys FLEX
Tender texts		Document name
	Tender documents	TruSys FLEX VERY WIDE 50W 840 VW CL WT DALI-EN

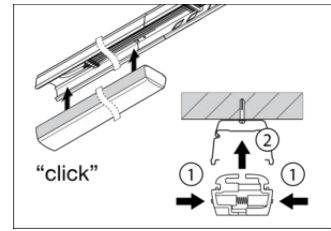
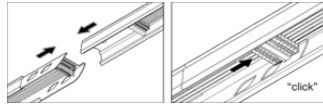
LOGISTICAL DATA

Product code	Packaging unit (Pieces/Unit)	Dimensions (length x width x height)	Gross weight	Volume
4058075770911	Folding box 1	108 mm x 1,534 mm x 102 mm	1925.00 g	16.90 dm ³
4058075770928	Shipping box 4	1,547 mm x 218 mm x 231 mm	8493.00 g	77.90 dm ³

The mentioned product code describes the smallest quantity unit which can be ordered. One shipping unit can contain one or more single products. When placing an order, for the quantity please enter single or multiples of a shipping unit.

ADDITIONAL CATALOG INFORMATION





References / Links

– For Guarantee see www.ledvance.com/guarantee

DISCLAIMER

Subject to change without notice. Errors and omission excepted. Always make sure to use the most recent release.