

PRODUCT DATASHEET

LED R63 60 36° DIM S 4.9W 927 E27

LED R63 S | Dimmable LED reflector lamps R63 with screw base, natural daylight



SUPERIOR
CLASS

Areas of application

- Shops and exhibition rooms
- Domestic applications
- Commercial applications
- Accent lighting
- Outdoor use in suitable outdoor luminaires only

Product benefits

- Quick, simple and safe replacement without rewiring
- Design, dimensions, luminous flux comparable to a halogen lamp
- Natural light spectrum with outstanding color rendering of CRI > 90
- Greatly reduced blue component
- Improved visual comfort and reduced eye strain
- Low maintenance costs and cost savings thanks to long lifetime
- Low flickering
- Lower energy consumption than incandescent or halogen lamps

Product features

- LED alternative to conventional low voltage lamps
- Dimmable
- Base: E27
- Color rendering index R_a : ≥ 90
- Lamp made of glass

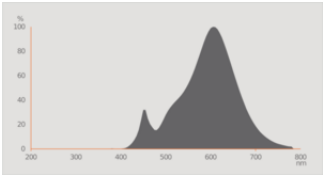


TECHNICAL DATA**Electrical data**

Nominal wattage	4.9 W
Construction wattage	4.90 W
Nominal voltage	220...240 V
Operating mode	AC Mains
Claimed equiv. conventional lamp power	60 W
Nominal current	30 mA
Type of current	AC
Inrush current	0.027 A
Operating frequency	50/60 Hz
Mains frequency	50/60 Hz
Max. lamp number on MCB B10 A	266
Max. lamp number on MCB B16 A	426
Power factor λ	≥ 0.70

Photometrical data

Luminous intensity	550 cd
Luminous flux	345 lm
Nominal useful luminous flux 90°	345 lm
Luminous efficacy	70 lm/W
Lumen main.fact.at end of nom.life time	0.70
Light color (designation)	Warm White
Color temperature	2700 K
Color rendering index Ra	90
Light color	927
Standard deviation of color matching	≤ 5 sdc _m
Rated peak intensity	550 cd
Rated LLMF at 6,000 h	0.80
Flickering metric (Pst LM)	1.0
Stroboscope effect metric (SVM)	0.4



Everlight 67-23ST HKE 2700K

Light technical data

Beam angle	36 °
Warm-up time (60 %)	< 0.50 s
Starting time	< 0.5 s

Dimensions & Weight

Overall length	98.00 mm
Diameter	62.90 mm
Maximum diameter	63 mm
Product weight	76.00 g

Temperatures & operating conditions

Ambient temperature range	-20...+40 °C
Maximum temperature at tc test point	72.3 °C

Lifespan

Lifespan L70/B50 at 25 °C	25000 h
Number of switching cycles	100000
Lumen maintenance at end of service lifetime	0.70
Rated lamp survival factor at 6,000 h	≥ 0.90

Additional product data

Base (standard designation)	E27
Mercury content	0.0 mg

Mercury-free	Yes
Product remark	All technical parameters apply to the entire lamp / Due to the complex production process for light-emitting diodes, the typical values shown for the technical LED parameters are purely statistical values that do not necessarily match the actual technical parameters of each individual product, which can vary from the typical value

Capabilities

Dimmable	Yes ¹⁾
----------	-------------------

¹⁾ Check dimmer compatibility at [ledvance.com/compatibility](https://www.ledvance.com/compatibility)

Certificates & Standards

Energy efficiency class	G ¹⁾
Energy consumption	5.00 kWh/1000h
Type of protection	IP20
Standards	CE / UKCA / EAC
Photobiological safety group acc. to EN62778	RG1

¹⁾ Energy efficiency class (EEC) on a scale of A (highest efficiency) to G (lowest efficiency)

Country-specific categorizations

Order reference	LED R636036 DIM
-----------------	-----------------

LOGISTICAL DATA

Temperature range at storage	-20...+80 °C
------------------------------	--------------

Energy labelling regulation data acc EU 2019/2015






Lighting technology used	LED
Non-directional or directional	DLS
Mains or non-mains	MLS
Light source cap-type (or other electric interface)	E27
Connected light source (CLS)	No
Color-tuneable light source	No
Envelope	No
High luminance light source	No
Anti-glare shield	No
Correlated colour temperature type	SINGLE_VALUE
Standby power	0 W
Networked standby power for CLS	0 W

Claim of equivalent power	Yes
Length	98.00 mm
Height	62.90 mm
Width	62.90 mm
Chromaticity coordinate x	0,458
Chromaticity coordinate y	0,410
R9 Colour rendering index	1
Beam angle correspondence	NARROW_CONE_90
Survival factor	0.9
Displacement factor	/
LED light source replaces a fluorescent light source	No
EPREL ID	1368254
Model number	AC45641

Safety advice

- Do not touch the lamp if broken.
- Must not be used if outer bulb is defective.

DOWNLOAD DATA

Documents and certificates		Document name
	Declarations of conformity	R63 R80 E27
Photometric and lighting design files		Document name
	IES file (IES)	LEDPR6360D 5.9W 927 260V GL E27
	LDT file (Eulumdat)	LEDPR6360D 5,9W 927 260V GL E27
	Light distribution curve type polar	LEDPR6360D 5,9W 927 260V GL E27
	Spectral power distribution	Everlight 67-23ST HKE 2700K

LOGISTICAL DATA

Product code	Packaging unit (Pieces/Unit)	Dimensions (length x width x height)	Gross weight	Volume
--------------	------------------------------	--------------------------------------	--------------	--------

Product code	Packaging unit (Pieces/Unit)	Dimensions (length x width x height)	Gross weight	Volume
4099854048456	Folding box 1	65 mm x 65 mm x 107 mm	93.00 g	0.45 dm ³
4099854048463	Shipping box 10	357 mm x 147 mm x 125 mm	1063.00 g	6.56 dm ³

The mentioned product code describes the smallest quantity unit which can be ordered. One shipping unit can contain one or more single products. When placing an order, for the quantity please enter single or multiples of a shipping unit.

References / Links

- For dimming conformity see www.ledvance.com/dim
- For Guarantee see www.ledvance.com/guarantee

DISCLAIMER

Subject to change without notice. Errors and omission excepted. Always make sure to use the most recent release.