

# PRODUCT DATASHEET

## SMART+ Wifi Planon 300mm TW

SMART+ Planon Frameless TW | Frameless panel luminaires with WiFi technology



---

### Areas of application

- Indoor applications
- Kitchens, living rooms, children's rooms or home offices

---

### Product benefits

- Easy and quick installation

---

### Product features

- Controllable via LEDVANCE SMART+ App (with minimum Android 8.0 or iOS 14.0)
- Dimmable
- Controllable via voice control available: Google Assistant or Amazon Alexa
- Adjustable color temperature via Tunable White: 3,000...6,500 K
- Network protocol: WiFi



## TECHNICAL DATA

### Electrical data

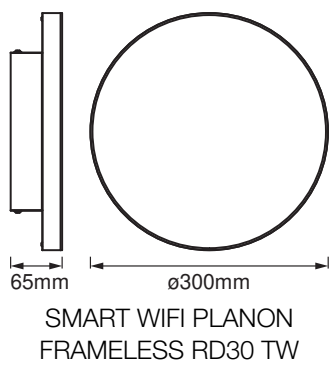
Nominal wattage	20.00 W
Nominal voltage	220...240 V
Mains frequency	50...60 Hz
Nominal current	99.000 mA
Max. number of luminaires per miniature circuit breaker B16	16
Max. number of luminaires per miniature circuit breaker C16	24
Power factor $\lambda$	> 0.90
Total harmonic distortion	< 20 %
Protection class	II
Operating mode	Mains voltage

### Photometrical data

Luminous flux	1700 lm
Total luminous flux of contained light sources	2300 lm
Luminous efficacy	85 lm/W
Color temperature	3000...6500 K
Light color (designation)	Tunable White
Color rendering index Ra	> 80
Standard deviation of color matching	< 6 sdcm
Flickering metric (Pst LM)	≤1
Stroboscope effect metric (SVM)	≤0.4
Photobiological safety group acc. to EN62778	RG0
Photobiological safety group acc. to EN62471	RG0
Beam angle	110 °

### Dimensions & Weight

Diameter	300.00 mm
Height	65.00 mm
Product weight	1420.00 g



Materials & Colors

Product color	White
Housing color	White
Body material	Aluminum
Cover material	Polymethylmethacrylate (PMMA)
Light emitting surface material	PMMA
Glow Wire Test according to IEC 60695-2-12	650 °C
Mercury content	0.0 mg

Application & Mounting

Ambient temperature range	-20...+40 °C
Type of connection	Terminal, 2-Pole (L, N)
Type of protection	IP20
Dimmable	Yes
Type of dimming	WiFi
Mounting type	Surface
Mounting location	Ceiling
Application environment	Indoor
With light source	No

Lifespan

Lifespan L70/B50 at 25 °C	25000 h
Number of switching cycles	15000

Certificates & Standards

Standards	CE / EAC / UKCA
-----------	-----------------

Luminaire with limited surface temperature, "D sign"	No
Replaceable light source (EPREL)	Not replaceable




### Additional product data

Product remark	Reset settings to default by switching the product on for three seconds and off for three seconds and repeating this five times.
----------------	--

### Safety advice

- All electrical connections must be made by a qualified person.
- Caution, risk of electric shock.
- Check wall-ceiling for suitability. If uncertain, seek professional advice.

### DOWNLOAD DATA

	Documents and certificates	Document name
	User instruction / safety instructions	UI_SMART WIFI PLANON FRAMELESS
	Declarations of conformity	SMART WIFI PLANON FRAMELESS RD30 TWLEDV
	Declarations of conformity UKCA	SMART WIFI AND SUNATHOME

### LOGISTICAL DATA

Product code	Packaging unit (Pieces/Unit)	Dimensions (length x width x height)	Gross weight	Volume
4058075484672	Folding box 1	332 mm x 85 mm x 334 mm	1595.00 g	9.43 dm <sup>3</sup>
4058075484689	Shipping box 5	449 mm x 352 mm x 369 mm	8850.00 g	58.32 dm <sup>3</sup>

The mentioned product code describes the smallest quantity unit which can be ordered. One shipping unit can contain one or more single products. When placing an order, for the quantity please enter single or multiples of a shipping unit.

### References / Links

- Further information and frequently asked questions (FAQs) at [www.ledvance.com/consumer/smart/faq](http://www.ledvance.com/consumer/smart/faq)

### DISCLAIMER

Subject to change without notice. Errors and omission excepted. Always make sure to use the most recent release.

