


## PRODUCT DATASHEET OT FIT 20/220...240/500 CS

OPTOTRONIC® FIT CS G3 | Constant Current - Indoor - on/off



### Areas of application

- Suitable for downlights, spotlights and LED panels
- Suitable for luminaires of protection classes I and II

### Product benefits

- Higher quality of light thanks to low output ripple current
- High flexibility due to four different output currents
- Small housing for flexible luminaire designs
- High efficiency

### Product features

- Lifetime: up to 50,000 h (temperature at max.  $t_c$ )
- Cable clamp kit for independent mounting

## TECHNICAL DATA

### Electrical data

|  |                                   |
|--|-----------------------------------|
| Nominal wattage                          | 20.00 W                           |
| Nominal output power                     | 5.8...21 W                        |
| Nominal voltage                          | 220...240 V                       |
| Nominal output voltage                   | 23...42 V                         |
| Input voltage AC                         | 198...264 V                       |
| U-OUT (working voltage)                  | 60 V                              |
| Nominal current                          | 0.13 A                            |
| Nominal output current                   | 250 mA / 350 mA / 450 mA / 500 mA |
| Inrush current                           | $\leq 4 \text{ A}^{1)}$           |
| Output current tolerance                 | +/- 6.5 %                         |
| Output ripple current (100 Hz)           | < 5 %                             |
| Mains frequency                          | 50/60 Hz                          |
| Total harmonic distortion                | < 10 % <sup>2)</sup>              |
| Power factor $\lambda$                   | 0.98                              |
| Device power loss                        | 3,0 W <sup>3)</sup>               |
| Max. ECG no. on circuit breaker 10 A (B) | 57                                |
| Max. ECG no. on circuit breaker 16 A (B) | 91                                |
| Max. ECG no. on circuit breaker 25 A (B) | 94                                |
| Surge capability (L/N-Ground)            | 2 kV                              |
| Surge capability (L-N)                   | 1 kV                              |
| Galvanic isolation                       | SELV                              |
| Flickering metric (Pst LM)               | $\leq 1$                          |

1)  $t_{\text{width}} = 70 \mu\text{s}$  (measured at 50 %  $I_{\text{peak}}$ )

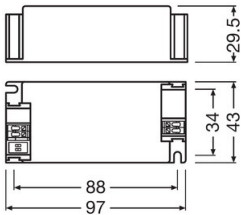
2) At full load, 230 V, 50 Hz / see graphs

3) At 230 V, Input power 24 W max.

### Photometrical data

|                                 |            |
|---------------------------------|------------|
| Flickering metric (Pst LM)      | $\leq 1$   |
| Stroboscope effect metric (SVM) | $\leq 0.4$ |

### Dimensions & Weight



|                                      |                           |
|--------------------------------------|---------------------------|
| Length                               | 97.00 mm                  |
| Mounting hole spacing, length        | 88,0 mm                   |
| Width                                | 43.00 mm                  |
| Height                               | 29.50 mm                  |
| Cable cross-section, input side      | 0.5...1.5 mm <sup>2</sup> |
| Cable cross-section, output side     | 0.5...1.5 mm <sup>2</sup> |
| Wire preparation length, input side  | 7...8 mm                  |
| Wire preparation length, output side | 7...8 mm                  |
| Product weight                       | 85.00 g                   |

Colors & materials

|                 |         |
|-----------------|---------|
| Casing material | Plastic |
| Body material   | Plastic |

Temperatures & operating conditions

|  |                        |
|--|------------------------|
| Ambient temperature range                | -20...+50 °C           |
| Maximum temperature at tc test point     | 75 °C                  |
| Max.housing temperature in case of fault | 110 °C                 |
| Permitted rel. humidity during operation | 5...85 % <sup>1)</sup> |

<sup>1)</sup> Non-condensing

Lifespan

|              |                       |
|--------------|-----------------------|
| ECG lifetime | 50000 h <sup>1)</sup> |
|--------------|-----------------------|

<sup>1)</sup> At maximum T<sub>c</sub> = 75°C / 10% failure rate

Capabilities

|                          |                      |
|--------------------------|----------------------|
| Dimmable                 | No                   |
| Overheating protection   | Automatic reversible |
| Overload protection      | Automatic reversible |
| No-load proof            | Yes                  |
| Short-circuit protection | Automatic reversible |

|  |               |
|--|---------------|
| Max. cable length to lamp/LED module   | 2,0 m         |
| Suitable for fixtures with prot. class | I / II        |
| Type of connection, output side        | Push terminal |






### Certificates & Standards

|                           |   |
|---------------------------|---|
| Approval marks – approval | CCC / CE / RCM / ENEC 05  |
| Standards                 | Acc. to IEC 61347-1 / Acc. to IEC 61347-2-13 / Acc. to IEC 62384 /<br>Acc. to CISPR 15 / Acc. to IEC 61000-3-2 / Acc. to IEC 61000-3-3 /<br>Acc. to IEC 61547 |
| Protection class          | I,II  |
| Type of protection        | IP20  |

### LOGISTICAL DATA

|                              |              |
|------------------------------|--------------|
| Temperature range at storage | -20...+80 °C |
|------------------------------|--------------|

### DOWNLOAD DATA

| Documents and certificates   |  | Document name                        |
|--|--|--------------------------------------|
|   | User instruction / safety instructions | 15605294 OPTOTRONIC LED Power Supply |
|  | Declarations of conformity             | OT FIT 20 30 40-220-240-500 CS       |
|  | Declarations of conformity UKCA        | OT FIT 20 30 40-220-240-500 CS       |
|  | Certificates                           | OT FIT CS ENEC 35 112395 180121      |
| CAD/BIM files  |  | Document name                        |
|  | CAD STEP 3D                            | OT fit 20-220...240 500 cs           |

### LOGISTICAL DATA

| Product code  | Packaging unit (Pieces/Unit) | Dimensions (length x width x height) | Gross weight | Volume               |
|---------------|------------------------------|--------------------------------------|--------------|----------------------|
| 4052899617315 | Unpacked<br>1                |                                      |              |                      |
| 4052899617773 | Shipping box<br>20           | 228 mm x 208 mm x 78 mm              | 1903.00 g    | 3.70 dm <sup>3</sup> |

The mentioned product code describes the smallest quantity unit which can be ordered. One shipping unit can contain one or more single products. When placing an order, for the quantity please enter single or multiples of a shipping unit.

### DISCLAIMER

Subject to change without notice. Errors and omission excepted. Always make sure to use the most recent release.