

# PRODUCT DATASHEET

## SMART+ Wifi Spotlight Recess 170mm 110 ° RGB + TW

SMART RECESS DOWNLIGHT TW AND RGB | Smart recess downlight with integrated driver TW, RGB and dimmable



---

### Areas of application

- Indoor applications
- Corridors, entrance areas, stairwells, living rooms, basements
- Bedrooms
- Kitchens

---

### Product benefits

- TW and RGB
- Beam angle 36°, 100°, 110°

---

### Product features

- Controllable via LEDVANCE SMART+ App (with minimum Android 8.0 or iOS 14.0)
- Controllable via voice control available: Google Assistant or Amazon Alexa
- Adjustable color temperature via Tunable White: 3,000...6,500 K
- Dimmable
- Network protocol: WiFi
- Housing material: plastic



TECHNICAL DATA

Electrical data

Nominal wattage	12.00 W
Nominal voltage	220...240 V
Mains frequency	50...60 Hz
Nominal current	85.000 mA
Inrush current	20 A
Inrush current time T <sub>h50</sub>	1500 µs
Power factor λ	> 0.70
Total harmonic distortion	< 20 %
Protection class	II
Operating mode	Integrated LED driver

Photometrical data

Luminous flux	1000 lm
Total luminous flux of contained light sources	1250 lm
Luminous efficacy	90 lm/W
Color temperature	3000...6500 K
Light color (designation)	Tunable White
Color rendering index Ra	≥80
Standard deviation of color matching	≤6 sdc <sub>m</sub>
Photobiological safety group acc. to EN62778	RG0
Photobiological safety group acc. to EN62471	RG0
Beam angle	110 °

Dimensions & Weight

Diameter	170.00 mm
Height	58.00 mm
Product weight	168.00 g

SMART WIFI SPOT

Materials & Colors

Product color	White
Housing color	White
Body material	Polypropylene (PP) polyamid
Cover material	Polystyrene (PS)
Glow Wire Test according to IEC 60695-2-12	650 °C
Mercury content	0.0 mg

### Application & Mounting

Ambient temperature range	-20...+40 °C
Temperature range at storage	-20...+70 °C
Type of connection	Screw terminal
Type of protection	IP20
Protection class IK (shock resistance)	IK03
Dimmable	Yes
Type of dimming	WiFi
Mounting type	Recessed
Mounting location	Ceiling
Application environment	Indoor
Mounting diameter	145 mm
Mounting depth	70,0 mm
With light source	Yes

### Lifespan

Lifespan L70/B50 at 25 °C	25000 h
Number of switching cycles	15000

### Emergency lighting

Luminous flux in maintained operation mode	-
--	---

### Certificates & Standards

Standards	CE / UKCA
Luminaire with limited surface temperature, "D sign"	No
Replaceable light source (EPREL)	Not replaceable





### Safety advice

- All electrical connections must be made by a qualified person.
- Caution, risk of electric shock.

- The luminaires are not suitable for covering with thermally insulated material.
- Check wall-ceiling for suitability. If uncertain, seek professional advice.

---

## DOWNLOAD DATA

Documents and certificates		Document name
	User instruction / safety instructions	SMART+ WIFI SPOTLIGHT RECESS
	Legal information	Legal insert Residential luminaires
	Declarations of conformity	SMART WIFI DL SP SLIM
	Declarations of conformity UKCA	SMART WIFI AND SUNATHOME DOWNLIGHT SLIM

---

## LOGISTICAL DATA

Product code	Packaging unit (Pieces/Unit)	Dimensions (length x width x height)	Gross weight	Volume
4058075573376	Folding box 1	177 mm x 177 mm x 78 mm	180.00 g	2.44 dm <sup>3</sup>
4058075573383	Shipping box 12	372 mm x 372 mm x 267 mm	2610.00 g	36.95 dm <sup>3</sup>

The mentioned product code describes the smallest quantity unit which can be ordered. One shipping unit can contain one or more single products. When placing an order, for the quantity please enter single or multiples of a shipping unit.

---

## References / Links

- Further information and frequently asked questions (FAQs) at [www.ledvance.com/consumer/smart/faq](http://www.ledvance.com/consumer/smart/faq)

---

## DISCLAIMER

Subject to change without notice. Errors and omission excepted. Always make sure to use the most recent release.