

PRODUCT DATASHEET

ENDURA Style Disc Wall Sensor 8W

ENDURA STYLE DISC | Stainless steel wall-luminaire sensor optional



Areas of application

- Building facades
- Entrance lighting
- Patios, balconies

Product benefits

- Easy and quick installation
- Energy-efficient thanks to LED technology

Product features

- Bright and functional outdoor LED luminaires
- Available with and without motion sensor
- Stainless steel housing
- Type of protection: IP44



TECHNICAL DATA

Electrical data

Nominal wattage	8.00 W
Nominal voltage	220...240 V
Mains frequency	50...60 Hz
Nominal current	56.000 mA
Inrush current	1.36 A
Max. number of luminaires per miniature circuit breaker B16	141
Max. number of luminaires per miniature circuit breaker C10	139
Max. number of luminaires per miniature circuit breaker C16	223
Power factor λ	≥ 0.5
Total harmonic distortion	< 20 %
Protection class	II
Operating mode	Mains voltage

Photometrical data

Luminous flux	370 lm
Total luminous flux of contained light sources	850 lm
Luminous efficacy	46 lm/W
Color temperature	3000 K
Light color (designation)	Warm White
Color rendering index Ra	≥ 80
Standard deviation of color matching	≤ 6 sdcn
Flickering metric (Pst LM)	≤ 1 %
Stroboscope effect metric (SVM)	≤ 0.4
Photobiological safety group acc. to EN62778	RG0
Photobiological safety group acc. to EN62471	RG0

Dimensions & Weight

Length	244.00 mm
Width	200.00 mm
Height	60.00 mm
Product weight	839.00 g

ENDURA STYLE DISC WALL SEN
ST

Materials & Colors

Product color	Steel
Housing color	Steel
Body material	Stainless steel
Cover material	Polycarbonate (PC)
Mercury content	0.0 mg

Application & Mounting

Ambient temperature range	-20...+40 °C
Temperature range at storage	-20...+80 °C
Type of connection	Terminal, 3-Pole (L, N, PE)
Type of protection	IP44
Protection class IK (shock resistance)	IK03
Dimmable	No
Mounting type	Surface
Mounting location	Wall
Application environment	Outdoor
With light source	Yes

Lifespan

Lifespan L70/B50 at 25 °C	25000 h ¹⁾
Number of switching cycles	12500

1) t[h]: L70 / B50 @ 25 °C (Ta), t[h]: L80 / B10 @ 25 °C (Ta), t[h]: L90 / B10 @ 25 °C (Ta)

Sensor

Type of sensor	Light / Motion
Sensor detection angle	100 °
Sensor controlled switching time	10 s...4 min
Detection range of motion sensor	5...8 m

Emergency lighting

Type of emergency light operation	Non-maintained
Luminous flux in maintained operation mode	-
Luminous flux in emergency operation mode	-

Certificates & Standards

Standards	CE / UKCA
Luminaire with limited surface temperature, "D sign"	No
Replaceable light source (EPREL)	Not replaceable




EQUIPMENT / ACCESSORIES

- Complete mounting and connecting accessories included

Safety advice

- All electrical connections must be made by a qualified person.
- Caution, risk of electric shock.

DOWNLOAD DATA

Documents and certificates		Document name
	User instruction / safety instructions	ENDURA STYLE DISC WALL
	Declarations of conformity	EC_ENDURA STYLE DISC WALL
	Declarations of conformity UKCA	Fixed LUM

LOGISTICAL DATA

Product code	Packaging unit (Pieces/Unit)	Dimensions (length x width x height)	Gross weight	Volume
4058075564145	Folding box 1	212 mm x 77 mm x 262 mm	1026.00 g	4.28 dm ³
4058075564152	Shipping box 4	322 mm x 230 mm x 290 mm	4526.00 g	21.48 dm ³

The mentioned product code describes the smallest quantity unit which can be ordered. One shipping unit can contain one or more single products. When placing an order, for the quantity please enter single or multiples of a shipping unit.

DISCLAIMER

Subject to change without notice. Errors and omission excepted. Always make sure to use the most recent release.