



LEDVANCE

PRODUCT DATASHEET

FL COMP V 20W 840 SYM 100 WT

FLOODLIGHT COMPACT 20W | Floodlight with up to 2000 lm light output



Areas of application

- Replacement for floodlights with halogen lamps
- Outdoor use (IP65)
- Public areas
- Building facades
- Gardens, balconies and other outdoor areas
- Construction areas

Product benefits

- Robust, yet light and compact design
- Safe and very uniform illumination, due to frosted and tempered glass diffuser
- No upper light output ratio (ULOR 0%) when mounted at 0° tilt
- Energy savings of up to 90 % compared to halogen lamp floodlights
- 3 years guarantee

Product features

- Reflector-based, symmetric light distribution with 100° x 100° beam angle
- Mounting bracket with 30° angle and wide rotation area
- Pre-installed, flexible 1 m cable (H05RN-F), wrapped 3 x 1.0 mm² single wires



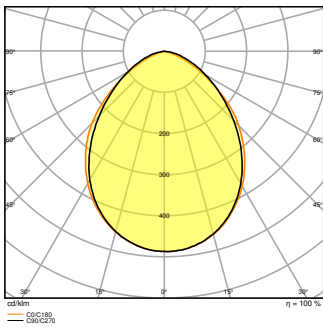
TECHNICAL DATA

Electrical data

| | |
|---|-----------------------|
| Nominal wattage | 20.00 W |
| Nominal voltage | 220...240 V |
| Mains frequency | 50...60 Hz |
| Nominal current | 97 mA |
| Inrush current | 6 A |
| Inrush current time T_{h50} | 1.3 μ s |
| Max. number of luminaires per miniature circuit breaker B16 | 90 |
| Max. number of luminaires per miniature circuit breaker C10 | 66 |
| Max. number of luminaires per miniature circuit breaker C16 | 105 |
| Power factor λ | > 0.90 |
| Total harmonic distortion | < 20 % |
| Protection class | I |
| Operating mode | Integrated LED driver |

Photometrical data

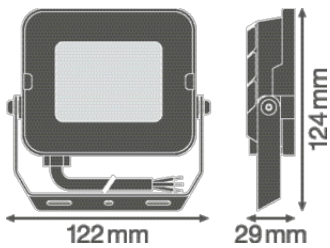
| | |
|--|----------------------|
| Luminous flux | 2000 lm |
| Luminous efficacy | 100 lm/W |
| Color temperature | 4000 K |
| Light color (designation) | Cool White |
| Color rendering index Ra | \geq 80 |
| Standard deviation of color matching | < 5 sdc _m |
| Luminous intensity | - |
| Low flicker | Yes |
| Flickering metric (Pst LM) | - |
| Stroboscope effect metric (SVM) | - |
| Photobiological safety group acc. to EN62778 | RG1 |
| Photobiological safety group acc. to EN62471 | RG1 |
| Beam angle | 100 ° x 100 ° |



FL COMP SEN V S 20W 840 SYM
100 BK

Dimensions & Weight

| | |
|----------------|-----------|
| Length | 124.00 mm |
| Width | 122.00 mm |
| Height | 29.00 mm |
| Product weight | 320.00 g |
| Cable length | 1000 mm |



FL COMP V 20W SYM 100

Materials & Colors

| | |
|--|----------------|
| Product color | White |
| Housing color | White |
| Body material | Aluminum |
| Cover material | Tempered glass |
| Light emitting surface material | Glass |
| Glow Wire Test according to IEC 60695-2-12 | 650 °C |
| Mercury content | 0.0 mg |

Application & Mounting

| | |
|--|---------------|
| Ambient temperature range | -30...+45 °C |
| Temperature range at storage | -40...+70 °C |
| Type of connection | Cable, 3-pole |
| Type of protection | IP65 |
| Protection class IK (shock resistance) | IK06 |
| Dimmable | No |
| Mounting type | Surface |
| Mounting location | Pole / Floor |
| Application environment | Outdoor |
| Adjustable | Yes |
| With light source | Yes |
| Replaceable light source | No |

Lifespan

| | |
|----------------------------|-----------------------|
| Lifespan L70/B50 at 25 °C | 50000 h ¹⁾ |
| Lifespan L80/B10 at 25 °C | 35000 h ¹⁾ |
| Lifespan L80/B50 at 25 °C | 35000 h |
| Lifespan L90/B10 at 25 °C | 25000 h |
| Number of switching cycles | 100000 |

¹⁾ t[h]: L70 / B50 @ 25 °C (Ta), t[h]: L80 / B10 @ 25 °C (Ta), t[h]: L90 / B10 @ 25 °C (Ta)







Certificates & Standards






| | |
|--|-----------------|
| Standards | CE / CB / EAC |
| Luminaire with limited surface temperature, "D sign" | No |
| Ball shot safe | No |
| Replaceable light source (EPREL) | Not replaceable |



Safety advice


- The external flexible cable or cord of this luminaire cannot be replaced; if the cord is damaged, the luminaire shall be destroyed.
- Terminal block not included. Installation must be made by a qualified person.
- Caution, risk of electric shock.
- Product in protection class I. All electrically conductive, metallic housing parts that can absorb voltage during operation or during maintenance in the event of a fault must be continuously connected to the protective earthing conductor.

DOWNLOAD DATA

| Documents and certificates | | Document name |
|--|--|------------------------------------|
|  | User instruction / safety instructions | FL COMP V SYM |
|  | Legal information | LSI FL COMP V |
|  | Legal information | Legal Insert FL COMP/SENSOR |
|  | Legal information | Informationstext 18 Abs 4 ElektroG |
|  | Declarations of conformity | FL COMP |
|  | Declarations of conformity UKCA | FL COMP V SYM 100 |

| Photometric and lighting design files | | Document name |
|--|-------------------------------------|------------------------------------|
|  | IES file (IES) | FL COMP V 20W 840 SYM 100 WT |
|  | LDT file (Eulumdat) | FL COMP V 20W 840 SYM 100 WT |
|  | ULD file (DIALux) | FL COMP V 20W 840 SYM 100 WT |
|  | ROLF file (RELUX) | FL COMP V 20W 840 SYM |
|  | Light distribution curve type polar | FL COMP SEN V S 20W 840 SYM 100 BK |

| CAD/BIM files | | Document name |
|--|--------------|---------------|
|  | BIM Revit 3D | FL COMP |
|  | CAD STEP 3D | FL COMP 20W |

| Tender texts | | Document name |
|--|------------------|--|
|  | Tender documents | FLOODLIGHT COMPACT 20W 840 SYM 100 WT-EN |

LOGISTICAL DATA

| Product code | Packaging unit (Pieces/Unit) | Dimensions (length x width x height) | Gross weight | Volume |
|--------------|------------------------------|--------------------------------------|--------------|--------|
|--------------|------------------------------|--------------------------------------|--------------|--------|

| Product code | Packaging unit (Pieces/Unit) | Dimensions (length x width x height) | Gross weight | Volume |
|---------------|------------------------------|--------------------------------------|--------------|----------------------|
| 4058075574793 | Folding box 1 | 52 mm x 127 mm x 112 mm | 352.00 g | 0.74 dm ³ |
| 4058075574809 | Shipping box 8 | 268 mm x 224 mm x 138 mm | 3112.00 g | 8.28 dm ³ |

The mentioned product code describes the smallest quantity unit which can be ordered. One shipping unit can contain one or more single products. When placing an order, for the quantity please enter single or multiples of a shipping unit.

ADDITIONAL CATALOG INFORMATION

References / Links

– For Guarantee see www.ledvance.com/guarantee

DISCLAIMER

Subject to change without notice. Errors and omission excepted. Always make sure to use the most recent release.