

## PRODUCT DATASHEET

### OTi DALI 15/220...240/1A0 Box

OPTOTRONIC Intelligent – DALI Box | Compact constant current LED driver Kits



#### AREAS OF APPLICATION

- Installation in emergency lighting systems according to IEC 61347-2-13, appendix J
- Suitable for use in luminaires with flexible current setting
- Suitable for indoor SELV installations
- Suitable for luminaires of protection classes I and II
- Suitable for downlights, spotlights and LED panels

#### PRODUCT FAMILY BENEFITS

- Versatile DALI window driver due to flexible output characteristic
- Very high efficiency
- Protection of the system thanks to thermal management and Smart Control
- High-quality dimming of 1...100 % by amplitude dimming
- Driver with cable clamps, including resistors for typical output current set
- Easy and fast output current setting via NFC

#### PRODUCT FAMILY BENEFITS

- Versatile DALI window driver due to flexible output characteristic
- Very high efficiency
- Protection of the system thanks to thermal management and Smart Control
- High-quality dimming of 1...100 % by amplitude dimming
- Driver with cable clamps, including resistors for typical output current set
- Easy and fast output current setting via NFC

**VERSATILE SCOPE OF APPLICATION DUE TO OSRAM DALI TECHNOLOGY:**

- Suitable for emergency Installations (acc. to EN 60598-2-22 and IEC 61347-2-13,appendix J) thanks to DC detection (0 Hz, pulsating DC), on/off switchable
- Feedback of power consumption and operating hours (Fit for SMART GRID)
- Suitable for buildings according to EPBD/BREEAM/LEED due to automatic Constant Lumen Output setting

**VERSATILE SCOPE OF APPLICATION DUE TO OSRAM DALI TECHNOLOGY:**

- Suitable for emergency Installations (acc. to EN 60598-2-22 and IEC 61347-2-13,appendix J) thanks to DC detection (0 Hz, pulsating DC), on/off switchable
- Feedback of power consumption and operating hours (Fit for SMART GRID)
- Suitable for buildings according to EPBD/BREEAM/LEED due to automatic Constant Lumen Output setting

**PRODUCT FAMILY FEATURES**

- Supply voltage: 220...240 V
- Line frequency: 0 Hz | 50 Hz | 60 Hz
- Line voltage: 198...264 V
- According to EN 61347-1, 61347-2-13, 62384
- RI suppression according to EN 55015:2007+A1:2007/CDN
- Line harmonics according to EN 61000-3-2
- Immunity according to EN 61547
- Lifetime: up to 100,000 h
- Type of protection: IP20

**TECHNICAL DATA**

## Electrical data

<b>Nominal voltage</b>	220...240 V
<b>Mains frequency</b>	0/50/60 Hz
<b>Input voltage AC</b>	198...264 V <sup>1)</sup>
<b>Total harmonic distortion</b>	< 10 % <sup>2)</sup>
<b>Power factor <math>\lambda</math></b>	0.95
<b>ECG efficiency</b>	88 % <sup>3)</sup>
<b>Device power loss</b>	2.4 W
<b>Inrush current</b>	5 A <sup>4)</sup>
<b>Max. ECG no. on circuit breaker 10 A (B)</b>	82
<b>Max. ECG no. on circuit breaker 16 A (B)</b>	130
<b>Max. ECG no. on circuit breaker 25 A (B)</b>	-
<b>Surge capability (L/N-Ground)</b>	2 kV
<b>Surge capability (L-N)</b>	1 kV
<b>Nominal output voltage</b>	7.5...54 V <sup>5)</sup>

<b>U-OUT (working voltage)</b>	60 V
<b>Nominal output current</b>	150...1050 mA <sup>6)</sup>
<b>Output current tolerance</b>	±3 %
<b>Output ripple current (100 Hz)</b>	< 2 %
<b>Nominal output power</b>	18 W <sup>7)</sup>
<b>Galvanic isolation</b>	SELV
<b>Galvanic isolation primary/secondary</b>	3.75 kV

<sup>1)</sup> Permitted voltage range

<sup>2)</sup> At full load, 220...240 V, 50 Hz / see graphs

<sup>3)</sup> Typical / At full load and 230 V

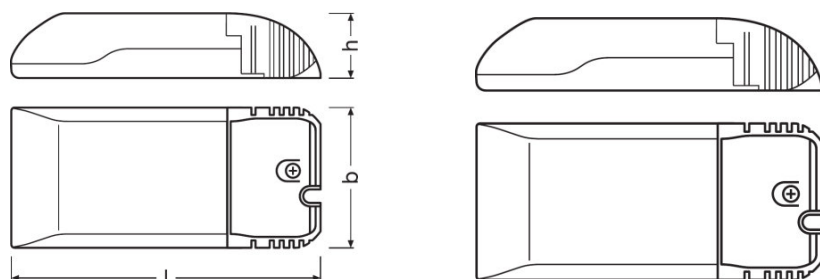
<sup>4)</sup>  $t_{width} = 220 \mu s$  (measured at 50 %  $I_{peak}$ )

<sup>5)</sup> Maximum 60 V

<sup>6)</sup> ±3%

<sup>7)</sup> Partial load 3...18 W

### Dimensions & weight



<b>Length</b>	119.0 mm
<b>Width</b>	53.0 mm
<b>Height</b>	31.0 mm
<b>Mounting hole spacing, length</b>	- mm
<b>Mounting hole spacing, width</b>	- mm
<b>Cable cross-section, input side</b>	0.2...1.5 mm <sup>2</sup> <sup>1)</sup>
<b>Cable cross-section, output side</b>	0.2...1.5 mm <sup>2</sup> <sup>1)</sup>
<b>Product weight</b>	116.00 g
<b>Wire preparation length, input side</b>	8.0...9.0 mm
<b>Wire preparation length, output side</b>	8.0...9.0 mm

<sup>1)</sup> Solid or flexible leads

### Temperatures & operating conditions

<b>Ambient temperature range</b>	-20...+50 °C
<b>Maximum temperature at tc test point</b>	80 °C <sup>1)</sup>
<b>Max.housing temperature in case of fault</b>	110 °C

<b>Permitted rel. humidity during operation</b>	5...85 % <sup>2)</sup>
---	------------------------

<sup>1)</sup> Maximum at the T<sub>c</sub>-point

<sup>2)</sup> Maximum 56 days/year at 85 %

## Lifespan

<b>ECG lifetime</b>	50000 / 100000 h <sup>1)</sup>
---------------------	--------------------------------

<sup>1)</sup> T<sub>c</sub> = 80°C, 0.2% / 1,000 h failure rate / T<sub>c</sub> = 70°C, 0.1% / 1,000 h failure rate

## Additional product data

<b>Encapsulated</b>	No
---------------------	----

## Capabilities

<b>Dimmable</b>	Yes
<b>Overheating protection</b>	Automatic reversible
<b>Overload protection</b>	Automatic reversible
<b>Short-circuit protection</b>	Automatic reversible
<b>No-load proof</b>	Yes
<b>Max. cable length to lamp/LED module</b>	2.0 m
<b>Suitable for fixtures with prot. class</b>	I / II
<b>Type of connection, output side</b>	Push terminal





## Certificates & standards





<b>Approval marks – approval</b>	ENEC 10 / VDE / EMC / EL / CE / DALI-2
<b>Standards</b>	Acc. to EN 61347-1/Acc. to EN 61347-2-13/Acc. to EN 55015/Acc. to EN 61547/Acc. to EN 61000-3-2/Acc. to EN 62384/Acc. to EN 62386/Acc. to IEC 62386-101:Ed2/Acc. to IEC 62386-102:Ed2/Acc. to IEC 62386-207:Ed1
<b>Type of protection</b>	IP20

## Logistical data

<b>Temperature range at storage</b>	-40...+85 °C
-------------------------------------	--------------

## DOWNLOAD DATA

File
 User instruction OPTOTRONIC LED Power Supply
 Product Datasheet 637617_Preliminary DS OT CABLE CLAMP F-STYLE (GB)
 Certificates VDE ENEC Certificate 40038447
 Certificates VDE EMC Certificate 40044675 (EN)

	Declarations of conformity EATON(CEAG)-Conformity declaration AM12411 DALI 15220-2401A0 LT2 NFC
	Declarations of conformity INOTEC-Conformity Declaration AM12411 OTi DALI 15220-2401A0 LT2 NFC
	Declarations of conformity EU Declaration of Conformity 3758701
	Declarations of conformity EU Declaration of Conformity 3365628

**LOGISTICAL DATA**

Product code	Packaging unit (Pieces/Unit)	Dimensions (length x width x height)	Gross weight	Volume
4062172058414	Folding carton box 1	- x - x -	386.00 g	
4062172058421	Shipping carton box 10	188 mm x 138 mm x 141 mm	1428.00 g	3.66 dm <sup>3</sup>

The mentioned product code describes the smallest quantity unit which can be ordered. One shipping unit can contain one or more single products. When placing an order, for the quantity please enter single or multiples of a shipping unit.

**DISCLAIMER**

Subject to change without notice. Errors and omission excepted. Always make sure to use the most recent release.