

# PRODUCT FAMILY DATASHEET

## WORKLIGHTS R-STAND SOCKET (GEN 2)

Flexible, portable worklight with included power outlets



### AREAS OF APPLICATION

- Outdoor use (IP44)
- Renovation
- Garages
- Basement
- Workshops

### PRODUCT BENEFITS

- 2 in 1, worklight and multisocket
- Energy savings of up to 80% compared to halogen lamp worklights
- Semi-frosted, tempered glass cover for uniform illumination

### PRODUCT FEATURES

- Equipped with two power outlets, for loads up to 3000 W
- Power outlet protected by self-closing cover
- Built-in switch to control the light, power outlets remain constantly powered
- Quick-release fastener for adjustment of luminaire head angle
- 3 m cable with type E/F plug

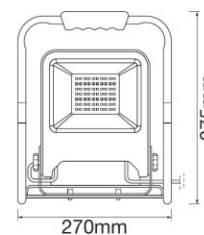
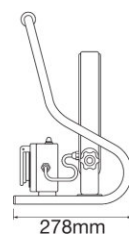
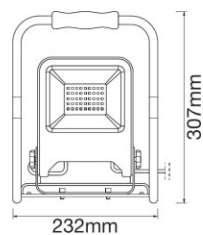
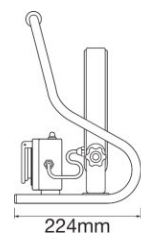
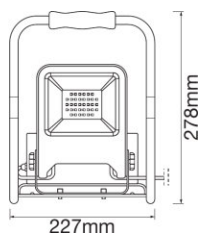
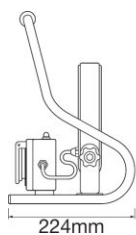


TECHNICAL DATA

Product description	Electrical data			Photometrical data		Light technical data	Dimensions & weight				Colors & materials
	Nominal wattage	Nominal voltage	Mains frequency	Color temperature	Luminous flux	Beam angle	Length	Width	Height	Product weight	Body material
LED WORKLIGHT R-STAND SOCKET 20 W 4000 K	20.00 W	220...240 V	50/60 Hz	4000 K	1700 lm	120 °	224.0 mm	227.0 mm	278.0 mm	1810.00 g	Aluminum/Steel
LED WORKLIGHT R-STAND SOCKET 30 W 4000 K	30.00 W	220...240 V	50/60 Hz	4000 K	2700 lm	120 °	224.0 mm	232.0 mm	307.0 mm	2070.00 g	Aluminum/Steel
LED WORKLIGHT R-STAND SOCKET 50 W 4000 K	50.00 W	220...240 V	50/60 Hz	4000 K	4500 lm	120 °	278.0 mm	270.0 mm	375.0 mm	2720.00 g	Aluminum/Steel

Product description	Product color	Housing color	Cover material	Temperatures & operating conditions	Lifespan		Capabilities	
				Ambient temperature range	Number of switching cycles	Lifespan	Dimmable	Adjustable
LED WORKLIGHT R-STAND SOCKET 20 W 4000 K	Dark gray	Dark gray	Glass	-20...+45 °C	100000	25000 h	No	Yes
LED WORKLIGHT R-STAND SOCKET 30 W 4000 K	Dark gray	Dark gray	Glass	-20...+45 °C	100000	25000 h	No	Yes
LED WORKLIGHT R-STAND SOCKET 50 W 4000 K	Dark gray	Dark gray	Glass	-20...+45 °C	100000	25000 h	No	Yes

Product description	Type of connection	Certificates & standards	
		Protection class	Type of protection
LED WORKLIGHT R-STAND SOCKET 20 W 4000 K	Protective contact Plug type	I	IP44
LED WORKLIGHT R-STAND SOCKET 30 W 4000 K	Protective contact Plug type	I	IP44
LED WORKLIGHT R-STAND SOCKET 50 W 4000 K	Protective contact Plug type	I	IP44



LED WORKLIGHT R-STAND SOCKET 20  
W 4000 K

LED WORKLIGHT R-STAND SOCKET 30  
W 4000 K

LED WORKLIGHT R-STAND SOCKET 50  
W 4000 K

### APPLICATION ADVICE

For more detailed application information and graphics please see product datasheet.

### LOGISTICAL DATA

Product code	Packaging unit (Pieces/Unit)	Dimensions (length x width x height)	Gross weight	Volume
4058075321311	Shipping carton box 4	495 mm x 244 mm x 610 mm	8287.00 g	73.68 dm <sup>3</sup>
4058075321335	Shipping carton box 4	495 mm x 244 mm x 660 mm	9780.00 g	79.71 dm <sup>3</sup>
4058075321359	Shipping carton box 2	572 mm x 300 mm x 405 mm	6983.00 g	69.50 dm <sup>3</sup>

The mentioned product code describes the smallest quantity unit which can be ordered. One shipping unit can contain one or more single products. When placing an order, for the quantity please enter single or multiples of a shipping unit.

---

**DISCLAIMER**

Subject to change without notice. Errors and omission excepted. Always make sure to use the most recent release.