

PRODUCT FAMILY DATASHEET

ORBIS Sparkle

LED ceiling luminaires with sparkling effect



AREAS OF APPLICATION

- For indoor use only
- Decorative domestic lighting
- Ceiling and wall surface mounting

PRODUCT BENEFITS

- Very homogenous light
- Easy and quick installation

PRODUCT FEATURES

- Ceiling luminaire with advanced LED technology
- Circular light emission

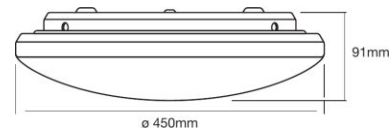
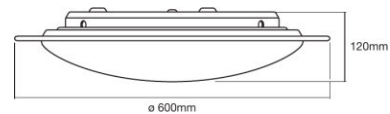
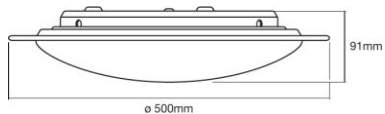


TECHNICAL DATA

Product description	Electrical data			Photometrical data		Light technical data	Dimensions & weight			Colors & materials	
	Nominal wattage	Nominal voltage	Mains frequency	Color temperature	Luminous flux	Beam angle	Diameter	Height	Product weight	Body material	Housing color
ORBIS Sparkle 500 28 W 2800-6000 K	28.00 W	220...240 V	50/60 Hz	2800...6000 K	2600 lm	120 °	500.0 mm	91.0 mm	1348.00 g	Aluminum	White
ORBIS Sparkle 600 38 W 2800-6000 K	38.00 W	220...240 V	50/60 Hz	2800...6000 K	3600 lm	120 °	600.0 mm	120.0 mm	1600.00 g	Aluminum	White
ORBIS Sparkle 450 24 W 3000 K	24.00 W	220...240 V	50/60 Hz	3000 K	2000 lm	120 °	450.0 mm	91.0 mm	1278.00 g	Aluminum	White
ORBIS Sparkle 450 24 W 2700-6500 K	24.00 W	220...240 V	50/60 Hz	2700...6500 K ¹⁾	2000 lm	120 °	450.0 mm	91.0 mm	1219.00 g	Aluminum	White

Product description	Product color	Temperatures & operating conditions	Lifespan	Capabilities		Certificates & standards	
		Ambient temperature range	Number of switching cycles	Dimmable	Type of connection	Protection class	Type of protection
ORBIS Sparkle 500 28 W 2800-6000 K	White	-20...+40 °C	25000	Yes	Screw terminal	II	IP20
ORBIS Sparkle 600 38 W 2800-6000 K	White	-20...+40 °C	25000	Yes	Screw terminal	I	IP20
ORBIS Sparkle 450 24 W 3000 K	White	-20...+40 °C	25000	Yes	Screw terminal	I	IP20
ORBIS Sparkle 450 24 W 2700-6500 K	White	-20...+40 °C	25000	No	Screw terminal	I	IP20

¹⁾ Color temperature switchable: 2700 K, 4000 K, 6500 K



ORBIS Sparkle 500 28 W 2800-6000 K

ORBIS Sparkle 600 38 W 2800-6000 K

ORBIS Sparkle 450 24 W 3000 K, ORBIS Sparkle 450 24 W 2700-6500 K

EQUIPMENT / ACCESSORIES

- Complete mounting and connecting accessories included

APPLICATION ADVICE

For more detailed application information and graphics please see product datasheet.

LOGISTICAL DATA

Product code	Packaging unit (Pieces/Unit)	Dimensions (length x width x height)	Gross weight	Volume
4058075260320	Shipping carton box 6	837 mm x 565 mm x 575 mm	10788.00 g	271.92 dm ³
4058075260344	Shipping carton box 6	1137 mm x 665 mm x 670 mm	15139.00 g	506.59 dm ³

Product code	Packaging unit (Pieces/Unit)	Dimensions (length x width x height)	Gross weight	Volume
4058075260306	Shipping carton box 6	837 mm x 565 mm x 575 mm	10368.00 g	271.92 dm ³
4058075259584	Shipping carton box 6	837 mm x 565 mm x 575 mm	10014.00 g	271.92 dm ³

The mentioned product code describes the smallest quantity unit which can be ordered. One shipping unit can contain one or more single products. When placing an order, for the quantity please enter single or multiples of a shipping unit.

DISCLAIMER

Subject to change without notice. Errors and omission excepted. Always make sure to use the most recent release.