

PRODUCT FAMILY DATASHEET

WORKLIGHTS S-STAND

Flexible, portable worklight



AREAS OF APPLICATION

- Renovation
- Garages
- Basement
- Workshops

PRODUCT BENEFITS

- Optimized weight and size due to compact design
- Energy savings of up to 80% compared to halogen lamp worklights
- Semi-frosted, tempered glass cover for uniform illumination

PRODUCT FEATURES

- Worklight with swiveling head
- Type of protection, luminaire head and housing: IP65, Type of protection, plug: IP44
- Quick-release fastener for adjustment of luminaire head angle
- 2 m cable with type E/F plug



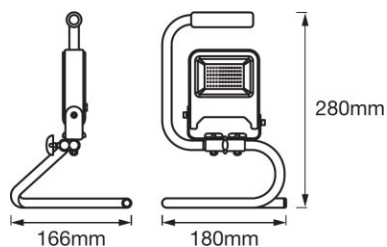
TECHNICAL DATA

Product description	Electrical data			Photometrical data		Light technical data	Dimensions & weight				Colors & materials
	Nominal wattage	Nominal voltage	Mains frequency	Color temperature	Luminous flux	Beam angle	Length	Width	Height	Product weight	Body material
LED WORKLIGHT S-STAND 20 W 4000 K	20.00 W	220...240 V	50/60 Hz	4000 K	1700 lm	120 °	166.0 mm	180.0 mm	280.0 mm	960.00 g	Aluminum/Steel
LED WORKLIGHT S-STAND 30 W 4000 K	30.00 W	220...240 V	50/60 Hz	4000 K	2700 lm	120 °	210.0 mm	220.0 mm	325.0 mm	1290.00 g	Aluminum/Steel
LED WORKLIGHT S-STAND 50 W 4000 K	50.00 W	220...240 V	50/60 Hz	4000 K	4500 lm	120 °	267.0 mm	272.0 mm	395.0 mm	1930.00 g	Aluminum/Steel

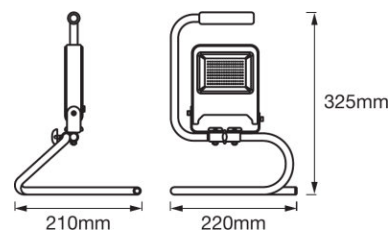
Product description	Housing color	Product color	Cover material	Light emitting surface material	Temperatures & operating conditions	Lifespan	Capabilities	
					Ambient temperature range	Number of switching cycles	Dimmable	Adjustable
LED WORKLIGHT S-STAND 20 W 4000 K	Dark gray	Dark gray	Glass	Glass	-20...+45 °C	100000	No	Yes
LED WORKLIGHT S-STAND 30 W 4000 K	Dark gray	Dark gray	Glass	Glass	-20...+45 °C	100000	No	Yes
LED WORKLIGHT S-STAND 50 W 4000 K	Dark gray	Dark gray	Glass	Glass	-20...+45 °C	100000	No	Yes

Product description	Type of connection	Certificates & standards	
		Protection class	Type of protection
LED WORKLIGHT S-STAND 20 W 4000 K	Protective contact Plug type	I	IP65 ¹⁾
LED WORKLIGHT S-STAND 30 W 4000 K	Protective contact Plug (type E/F)	I	IP65 ¹⁾
LED WORKLIGHT S-STAND 50 W 4000 K	Protective contact Plug (type E/F)	I	IP65 ¹⁾

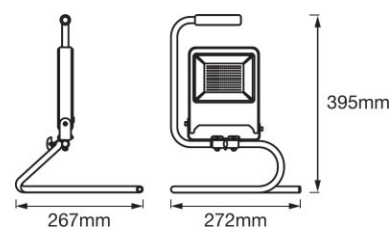
¹⁾ Luminaire head and housing IP65, plug IP44



LED WORKLIGHT S-STAND 20 W 4000 K



LED WORKLIGHT S-STAND 30 W 4000 K



LED WORKLIGHT S-STAND 50 W 4000 K

EQUIPMENT / ACCESSORIES

- Complete mounting and connecting accessories included

APPLICATION ADVICE

For more detailed application information and graphics please see product datasheet.

LOGISTICAL DATA

Product code	Packaging unit (Pieces/Unit)	Dimensions (length x width x height)	Gross weight	Volume
4058075213845	Shipping carton box 10	415 mm x 375 mm x 265 mm	10872.00 g	41.24 dm ³
4058075213869	Shipping carton box 10	485 mm x 395 mm x 300 mm	14304.00 g	57.47 dm ³
4058075213883	Shipping carton box 10	550 mm x 440 mm x 375 mm	21477.00 g	90.75 dm ³

Product code	Packaging unit (Pieces/Unit)	Dimensions (length x width x height)	Gross weight	Volume
--------------	------------------------------	--------------------------------------	--------------	--------

The mentioned product code describes the smallest quantity unit which can be ordered. One shipping unit can contain one or more single products. When placing an order, for the quantity please enter single or multiples of a shipping unit.

DISCLAIMER

Subject to change without notice. Errors and omission excepted. Always make sure to use the most recent release.