

PRODUCT FAMILY DATASHEET

ENDURA CLASSIC CAGE

Luminaire series in cage design



AREAS OF APPLICATION

- Outdoor use (IP44)
- Building facades
- Entrance lighting
- Patios, balconies
- Pathway lighting
- Driveways

PRODUCT BENEFITS

- High flexibility in the choice of the light source thanks to E27 base
- Suitable for smart applications thanks to compatibility with Smart + lamps from LEDVANCE
- Easy and quick installation

PRODUCT FEATURES

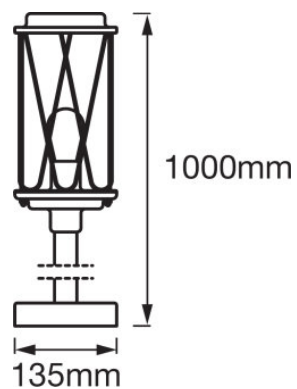
- Die-cast aluminum housing
- Diffuser made of clear glass with hammer finish
- Available with and without motion sensor
- Available as wall and bollard luminaires



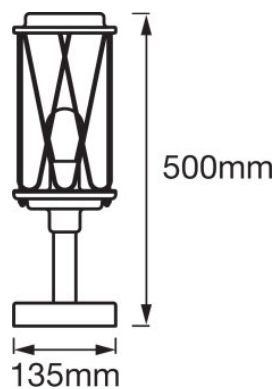
TECHNICAL DATA

Product description	Electrical data		Dimensions & weight				Colors & materials			Temperatures & operating conditions	
	Nominal voltage	Mains frequency	Diameter	Height	Product weight	Length	Width	Body material	Housing color	Product color	Ambient temperature range
ENDURA CLASSIC Cage 1000 E27 BK	220...240 V	50/60 Hz	135.0 mm	1000 mm	1650.00 g			Aluminum	Black	Black	-20...+40 °C
ENDURA CLASSIC Cage 500 E27 BK	220...240 V	50/60 Hz	135.0 mm	500.0 mm	1450.00 g			Aluminum	Black	Black	-20...+40 °C
ENDURA CLASSIC Cage Down E27 BK	220...240 V	50/60 Hz		286.0 mm	1255.00 g	171.0 mm	125.0 mm	Aluminum	Black	Black	-20...+40 °C
ENDURA CLASSIC Cage Up E27 BK	220...240 V	50/60 Hz		303.0 mm	1370.00 g	171.0 mm	125.0 mm	Aluminum	Black	Black	-20...+40 °C
ENDURA CLASSIC Cage Up Sensor E27 BK	220...240 V	50/60 Hz		309.0 mm	1395.00 g	171.0 mm	125.0 mm	Aluminum	Black	Black	-20...+40 °C

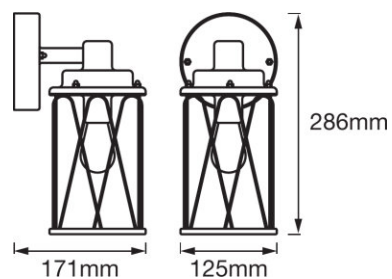
Product description	Additional product data	Capabilities			Certificates & standards	
	Equipped with lamp	Dimmable	Type of connection	Holder designation	Protection class	Type of protection
ENDURA CLASSIC Cage 1000 E27 BK	No	No	Screw terminal	E27	I	IP44
ENDURA CLASSIC Cage 500 E27 BK	No	No	Screw terminal	E27	I	IP44
ENDURA CLASSIC Cage Down E27 BK	No	No	Screw terminal	E27	I	IP44
ENDURA CLASSIC Cage Up E27 BK	No	No	Screw terminal	E27	I	IP44
ENDURA CLASSIC Cage Up Sensor E27 BK	No	No	Screw terminal	E27	I	IP44



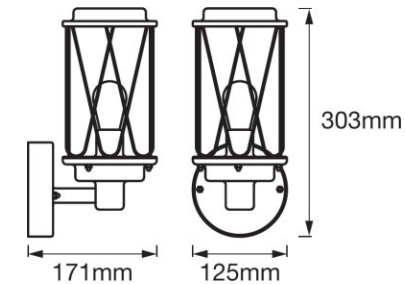
ENDURA CLASSIC Cage 1000 E27 BK



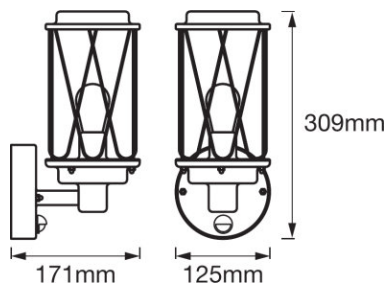
ENDURA CLASSIC Cage 500 E27 BK



ENDURA CLASSIC Cage Down E27 BK



ENDURA CLASSIC Cage Up E27 BK



ENDURA CLASSIC Cage Up Sensor E27
BK

EQUIPMENT / ACCESSORIES

- Complete mounting and connecting accessories included
- No light sources included

APPLICATION ADVICE

For more detailed application information and graphics please see product datasheet.

LOGISTICAL DATA

Product code	Packaging unit (Pieces/Unit)	Dimensions (length x width x height)	Gross weight	Volume
4058075206496	Shipping carton box 4	415 mm x 327 mm x 432 mm	7643.00 g	58.62 dm ³
4058075206472	Shipping carton box 4	327 mm x 327 mm x 562 mm	6847.00 g	60.09 dm ³
4058075206458	Shipping carton box 4	447 mm x 327 mm x 372 mm	6055.00 g	54.37 dm ³
4058075206410	Shipping carton box 4	447 mm x 327 mm x 372 mm	6515.00 g	54.37 dm ³
4058075206434	Shipping carton box 4	447 mm x 327 mm x 372 mm	6615.00 g	54.37 dm ³

The mentioned product code describes the smallest quantity unit which can be ordered. One shipping unit can contain one or more single products. When placing an order, for the quantity please enter single or multiples of a shipping unit.

DISCLAIMER

Subject to change without notice. Errors and omission excepted. Always make sure to use the most recent release.