

PRODUCT FAMILY DATASHEET

LED DRIVER DIP-SWITCH PERFORMANCE

Constant current LED driver with dip-switch current setting



AREAS OF APPLICATION

- Suitable for LED luminaires and LED modules
- Applicable for luminaires of protection classes I and II
- Suitable for build-in luminaires with adjustable current setting
- For indoor SELV installations
- Offices, shopping centers, hospitals, restaurants, hotels

PRODUCT BENEFITS

- High flexibility due to adjustable output currents via dip switch
- Low flickering enables high light quality as well as good visual comfort
- 5 years guarantee
- Slim housing for narrow installations
- High efficiency and reliability

PRODUCT FEATURES

- Available in 20 W, 30 W, 40 W
- Independent installation with optional Cable Clamp Kit
- Lifetime: up to 50,000 h (at max. tc temperature)
- Type of protection: IP20
- Low ripple current < 5%
- Supply voltage: 220...240 V
- Operating frequency: 50/60 Hz
- Safety according to EN 61347-1, 61347-2-3, 61347-2-13, 62384
- Immunity according to EN 61547

TECHNICAL DATA

Electrical data

Product description	Nominal voltage	Mains frequency	Input voltage AC	Total harmonic distortion	Power factor λ	ECG efficiency	Device power loss
DR DS-PFM -20/220-240/500	220...240 V	50/60 Hz	198...264 V ¹⁾	16 % ²⁾	0.95 ³⁾	85 % ⁴⁾	3.1 W ⁵⁾
DR DS-PFM -30/220-240/700	220...240 V	50/60 Hz	198...264 V ¹⁾	15 % ²⁾	0.95 ³⁾	88 % ⁴⁾	3.5 W ¹⁰⁾
DR DS-PFM -40/220-240/1A0	220...240 V	50/60 Hz	198...264 V ¹⁾	16 % ²⁾	0.95 ³⁾	89 % ⁴⁾	4.6 W ¹²⁾

Product description	Protective conductor current	Inrush current	Max. ECG no. on circuit breaker 10 A (B)	Max. ECG no. on circuit breaker 16 A (B)	Max. ECG no. on circuit breaker 25 A (B)	Surge capability (L-N)
DR DS-PFM -20/220-240/500	0.5 mA	20 A ⁶⁾	35	56	88	0.5 kV
DR DS-PFM -30/220-240/700	0.5 mA	30 A ⁶⁾	11	17	27	1 kV
DR DS-PFM -40/220-240/1A0	0.5 mA	30 A ⁶⁾	10	16	25	1 kV

Product description	Nominal output voltage	U-OUT (working voltage)	Nominal output current	Nominal output power
DR DS-PFM -20/220-240/500	25...42 V ⁷⁾	55 V	500 mA ⁸⁾	20 W ⁹⁾
DR DS-PFM -30/220-240/700	25...42 V ⁷⁾	55 V	700 mA ⁸⁾	30 W ¹¹⁾
DR DS-PFM -40/220-240/1A0	25...40 V ⁷⁾	55 V	1050 mA ⁸⁾	40 W ¹³⁾

¹⁾ Permitted voltage range

²⁾ At full load, 220...240 V, 50 Hz

³⁾ Full load at 230 V

⁴⁾ At full load and 230 V

⁵⁾ At maximum LED load of 21 W

⁶⁾ $t_{width} = 250 \mu s$ (measured at 50 % I_{peak})

⁷⁾ Maximum 55 V

⁸⁾ ±10%

⁹⁾ Partial load 6...21 W

¹⁰⁾ At maximum LED load of 30 W

¹¹⁾ Partial load 13...29 W

¹²⁾ At maximum LED load of 42 W

¹³⁾ Partial load 32...42 W

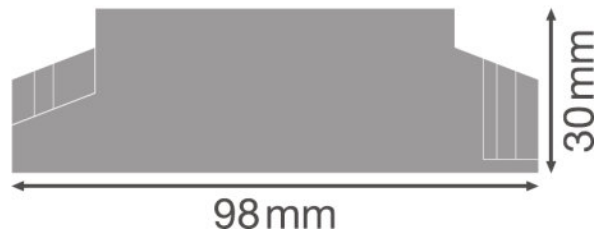
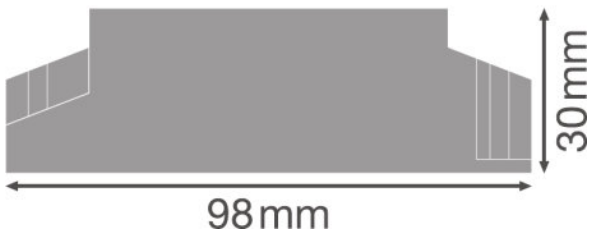
Dimensions & weight

Product description	Length	Width	Height	Mounting hole spacing, length	Mounting hole spacing, width	Cable cross-section, input side
DR DS-PFM -20/220-240/500	98.0 mm	44.0 mm	30.0 mm	88.0 mm	35.0 mm	0.75...1.5 mm ²
DR DS-PFM -30/220-240/700	98.0 mm	44.0 mm	30.0 mm	88.0 mm	35.0 mm	0.75...1.5 mm ²
DR DS-PFM -40/220-240/1A0	98.0 mm	44.0 mm	30.0 mm	88.0 mm	35.0 mm	0.75...1.5 mm ²

Product description	Cable cross-section, output side	Product weight	Wire preparation length, input side	Wire preparation length, output side
DR DS-PFM -20/220-240/500	0.5...1.5 mm ²	124.00 g	8.0...9.0 mm	8.0...9.0 mm
DR DS-PFM -30/220-240/700	0.5...1.5 mm ²	124.00 g	8.0...9.0 mm	8.0...9.0 mm
DR DS-PFM -40/220-240/1A0	0.5...1.5 mm ²	124.00 g	8.0...9.0 mm	8.0...9.0 mm

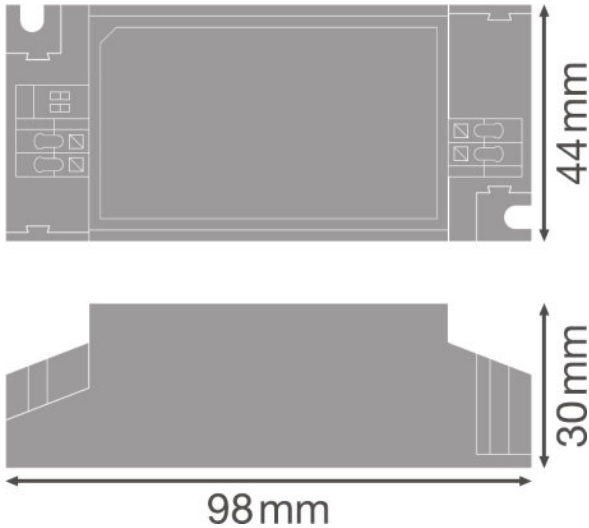
Product description	Prewired
DR DS-PFM -20/220-240/500	No
DR DS-PFM -30/220-240/700	No
DR DS-PFM -40/220-240/1A0	No

Product line drawing



DR DS-PFM -20/220-240/500

DR DS-PFM -30/220-240/700



DR DS-PFM -40/220-240/1A0

Colors & materials

Product description	Body material
DR DS-PFM -20/220-240/500	Plastic
DR DS-PFM -30/220-240/700	Plastic
DR DS-PFM -40/220-240/1A0	Plastic

Temperatures & operating conditions

Product description	Ambient temperature range	Maximum temperature at tc test point	Max.housing temperature in case of fault	Permitted rel. humidity during operation
DR DS-PFM -20/220-240/500	-20...+50 °C	75 °C	95 °C	10...90 % ¹⁾
DR DS-PFM -30/220-240/700	-20...+50 °C	75 °C	95 °C	10...90 % ¹⁾
DR DS-PFM -40/220-240/1A0	-20...+45 °C	75 °C	95 °C	10...90 % ¹⁾

¹⁾ Maximum 56 days/year at 90%

Lifespan

Product description	ECG lifetime
DR DS-PFM -20/220-240/500	50000 h ¹⁾
DR DS-PFM -30/220-240/700	50000 h ¹⁾
DR DS-PFM -40/220-240/1A0	50000 h ¹⁾

¹⁾ At maximum T_c = 75°C / 10% failure rate

Additional product data

Product description	Encapsulated
DR DS-PFM -20/220-240/500	No
DR DS-PFM -30/220-240/700	No
DR DS-PFM -40/220-240/1A0	No

Capabilities

Product description	Overheating protection	Overload protection	Type of connection, output side
DR DS-PFM -20/220-240/500	No	Yes	Push terminal
DR DS-PFM -30/220-240/700	No	Yes	Push terminal
DR DS-PFM -40/220-240/1A0	No	Yes	Push terminal

Certificates & standards

Product description	Type of protection
DR DS-PFM -20/220-240/500	IP20
DR DS-PFM -30/220-240/700	IP20
DR DS-PFM -40/220-240/1A0	IP20

Logistical data

Product description	Temperature range at storage
DR DS-PFM -20/220-240/500	-20...+75 °C
DR DS-PFM -30/220-240/700	-20...+75 °C
DR DS-PFM -40/220-240/1A0	-20...+75 °C

EQUIPMENT / ACCESSORIES

- Cable Clamp Kit to ensure proper strain relief

APPLICATION ADVICE

For more detailed application information and graphics please see product datasheet.






SALES AND TECHNICAL SUPPORT

Sales and Technical Support www.ledvance.com

COUNTRY SPECIFIC INFORMATION

Product description	Product code	METEL-Code	SEG number	STK number	UK Org
DR DS-PFM -20/220-240/500	4058075239753	-	7981958	4031419	-
DR DS-PFM -30/220-240/700	4058075239777	-	7981959	4031420	-
DR DS-PFM -40/220-240/1A0	4058075239791	-	7981960	4031421	-

DOWNLOAD DATA

File
 User instruction LED DRIVER PERFORMANCE CC DIP SWITCH
 Product Datasheet DR DS-PFM-20220-240500
 Declarations of conformity EU Declaration of Conformity 3563380
 Product Datasheet DR DS-PFM-30220-240700
 Product Datasheet DR DS-PFM-40220-2401A0

LOGISTICAL DATA

Product code	Packaging unit (Pieces/Unit)	Dimensions (length x width x height)	Gross weight	Volume
4058075239760	Shipping carton box 10	235 mm x 205 mm x 80 mm	1544.00 g	3.85 dm ³
4058075239784	Shipping carton box 10	235 mm x 205 mm x 80 mm	1544.00 g	3.85 dm ³
4058075239807	Shipping carton box 10	235 mm x 205 mm x 80 mm	1544.00 g	3.85 dm ³

The mentioned product code describes the smallest quantity unit which can be ordered. One shipping unit can contain one or more single products. When placing an order, for the quantity please enter single or multiples of a shipping unit.

ACCESSORIES OPTIONAL

Product description	Accessory name	Accessory code
DR DS-PFM -20/220-240/500	LED DRIVER Cable Clamp, DS-PFM-CLAMP DUO	▶ 4058075313217
DR DS-PFM -30/220-240/700	LED DRIVER Cable Clamp, DS-PFM-CLAMP DUO	▶ 4058075313217
DR DS-PFM -40/220-240/1A0	LED DRIVER Cable Clamp, DS-PFM-CLAMP DUO	▶ 4058075313217

REFERENCES / LINKS

For Guarantee see

▶ www.ledvance.com/guarantee

DISCLAIMER

Subject to change without notice. Errors and omission excepted. Always make sure to use the most recent release.