


PRODUCT FAMILY DATASHEET OPTOTRONIC FIT LT2 S

Compact Constant Current LED Drivers – Non dimmable



AREAS OF APPLICATION

- Luminaires with flexible current setting (LEDset2)
- Suitable for indoor SELV installations
- Suitable for luminaires of protection classes I and II
- Suitable for downlights, spotlights and LED panels
- Independent mounting via Cable Clamp Kit possible

PRODUCT FAMILY BENEFITS

- Versatile scope of application due to output power range of up to 40 W
- Fulfill safety requirement due to overload, overtemperature protection
- High efficiency
- High quality of light thanks to <1% output ripple current
- Small housing for flexible luminaire designs

PRODUCT FAMILY FEATURES

- Supply voltage: 220...240 V
- Line frequency: 50 Hz | 60 Hz
- Line voltage: 198...264 V
- According to EN 61347-1, 61347-2-13, 62384
- RI suppression: to EN 55015
- Line harmonics according to EN 61000-3-2
- Immunity according to EN 61547
- Lifetime: up to 100,000 h (temperature at $T_c = 65^\circ\text{C}$, max. 10 % failure rate)
- Cable clamp kit for independent mounting

TECHNICAL DATA

Electrical data

Product description	Nominal voltage	Mains frequency	Input voltage AC	Total harmonic distortion	Power factor λ	ECG efficiency	Device power loss
OT FIT 15/220...240/500 LT2 S	220...240 V	50...60 Hz	198...264 V	15 %	0.90	84 %	3.0 W
OT FIT 25/220...240/700 LT2 S	220...240 V	50...60 Hz	198...264 V	15 %	0.92	86.5 %	4.5 W
OT FIT 40/220...240/1A0 LT2 S	220...240 V	50...60 Hz	198...264 V	12 %	0.95	87.5 %	6.0 W

Product description	Inrush current	Max. ECG no. on circuit breaker 10 A (B)	Max. ECG no. on circuit breaker 16 A (B)	Max. ECG no. on circuit breaker 25 A (B)	Surge capability (L/N-Ground)
OT FIT 15/220...240/500 LT2 S	14 A ¹⁾	40	60	90	2 kV
OT FIT 25/220...240/700 LT2 S	15 A ²⁾	20	30	42	2 kV
OT FIT 40/220...240/1A0 LT2 S	15 A ³⁾	20	30	42	2 kV

Product description	Surge capability (L-N)	Nominal output voltage	U-OUT (working voltage)	Nominal output current	Nominal output power
OT FIT 15/220...240/500 LT2 S	1 kV	15...50 V	60 V	150...500 mA	4.5...17.5 W
OT FIT 25/220...240/700 LT2 S	1 kV	15...50 V	60 V	300...700 mA	8.0...26.5 W
OT FIT 40/220...240/1A0 LT2 S	1 kV	15...50 V	60 V	500...1050 mA	13...40 W

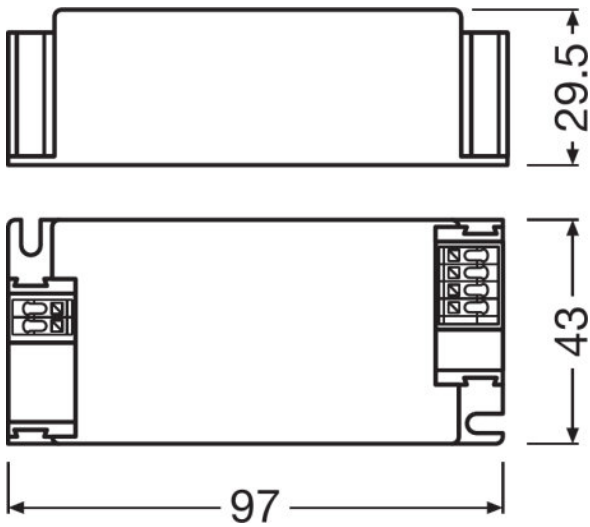
¹⁾ $t_{width} = 150 \mu s$ (measured at 50 % I_{peak})
²⁾ $t_{width} = 220 \mu s$ (measured at 50 % I_{peak})
³⁾ $t_{width} = 225 \mu s$ (measured at 50 % I_{peak})

Dimensions & weight

Product description	Length	Width	Height	Mounting hole spacing, length	Mounting hole spacing, width	Cable cross-section, input side
OT FIT 15/220...240/500 LT2 S	97.0 mm	43.0 mm	29.5 mm	88.0 mm	34.0 mm	0.5...1.5 mm ²
OT FIT 25/220...240/700 LT2 S	97.0 mm	43.0 mm	29.5 mm	88.0 mm	34.0 mm	0.5...1.5 mm ²
OT FIT 40/220...240/1A0 LT2 S	97.0 mm	43.0 mm	29.5 mm	88.0 mm	34.0 mm	0.5...1.5 mm ²

Product description	Cable cross-section, output side	Product weight	Wire preparation length, input side	Wire preparation length, output side
OT FIT 15/220...240/500 LT2 S	0.5...1.5 mm ²	86.00 g	6.5...7.5 mm	6.5...7.5 mm
OT FIT 25/220...240/700 LT2 S	0.5...1.5 mm ²	95.00 g	6.5...7.5 mm	6.5...7.5 mm
OT FIT 40/220...240/1A0 LT2 S	0.5...1.5 mm ²	105.00 g	6.5...7.5 mm	6.5...7.5 mm

Product line drawing



OT FIT 15/220...240/500 LT2 S, OT FIT 25/220...240/700 LT2 S, OT FIT 40/220...240/1A0 LT2 S

Colors & materials

Product description	Casing material
OT FIT 15/220...240/500 LT2 S	Plastic
OT FIT 25/220...240/700 LT2 S	Plastic
OT FIT 40/220...240/1A0 LT2 S	Plastic

Temperatures & operating conditions

Product description	Ambient temperature range	Maximum temperature at tc test point	Max.housing temperature in case of fault	Permitted rel. humidity during operation
OT FIT 15/220...240/500 LT2 S	-20...+50 °C	75 °C	110 °C	5...85 % ¹⁾
OT FIT 25/220...240/700 LT2 S	-20...+50 °C	75 °C	110 °C	5...85 % ¹⁾
OT FIT 40/220...240/1A0 LT2 S	-20...+40 °C	75 °C	110 °C	5...85 % ¹⁾

¹⁾ Maximum 56 days/year at 85 %

Lifespan

Product description	ECG lifetime
OT FIT 15/220...240/500 LT2 S	100000 h ¹⁾
OT FIT 25/220...240/700 LT2 S	100000 h ¹⁾
OT FIT 40/220...240/1A0 LT2 S	100000 h ¹⁾

¹⁾ At $T_{case} = 65^{\circ}\text{C}$ at T_c point / 10% failure rate

Additional product data

Product description	Encapsulated
OT FIT 15/220...240/500 LT2 S	No
OT FIT 25/220...240/700 LT2 S	No
OT FIT 40/220...240/1A0 LT2 S	No

Capabilities

Product description	Overheating protection	Overload protection	Type of connection, output side
OT FIT 15/220...240/500 LT2 S	Automatic reversible	Automatic reversible	Push terminal
OT FIT 25/220...240/700 LT2 S	Automatic reversible	Automatic reversible	Push terminal
OT FIT 40/220...240/1A0 LT2 S	Automatic reversible	Automatic reversible	Push terminal

Certificates & standards

Product description	Type of protection
OT FIT 15/220...240/500 LT2 S	IP20
OT FIT 25/220...240/700 LT2 S	IP20
OT FIT 40/220...240/1A0 LT2 S	IP20

Logistical data

Product description	Temperature range at storage
OT FIT 15/220...240/500 LT2 S	-40...+85 °C
OT FIT 25/220...240/700 LT2 S	-40...+85 °C
OT FIT 40/220...240/1A0 LT2 S	-40...+85 °C















APPLICATION ADVICE

For more detailed application information and graphics please see product datasheet.

SALES AND TECHNICAL SUPPORT

Sales and Technical Support www.ledvance.com

DOWNLOAD DATA

File	
	User instruction OPTOTRONIC® LED Power Supply
	Product Datasheet OT FIT 15220-240500 LT2 S
	Brochures 730877_Brochure OT FIT LT2 S (EN)
	Certificates 729794_Certificate OT FIT LT2 S
	Certificates VDE ENEC Certificate 40038384
	Certificates CCC Certificate 2018171002002029 (CE)
	Certificates CCC Certificate 2018171002002030 (CE)
	Certificates VDE EMC Certificate 40039188
	Declarations of conformity EU Declaration of Conformity 3432845
	CAD data 722873_OT FIT-LT2S-15-25-40-housing with cable clamps-3Ddrawing STEP
	CAD data 722872_OT FIT-LT2S-15-25-40-housing-3Ddrawing STEP
	CAD data 722871_OT FIT-LT2S-15-25-40-cable clamp 3Ddrawing.STEP
	Product Datasheet OT FIT 25220-240700 LT2 S
	Product Datasheet OT FIT 40220-2401A0 LT2 S

LOGISTICAL DATA

Product code	Packaging unit (Pieces/Unit)	Dimensions (length x width x height)	Gross weight	Volume
4052899957060	Shipping carton box 20	228 mm x 208 mm x 78 mm	1839.00 g	3.70 dm ³
4052899957077	Shipping carton box 20	228 mm x 208 mm x 78 mm	2006.00 g	3.70 dm ³
4052899957084	Shipping carton box 20	228 mm x 208 mm x 78 mm	2206.00 g	3.70 dm ³

The mentioned product code describes the smallest quantity unit which can be ordered. One shipping unit can contain one or more single products. When placing an order, for the quantity please enter single or multiples of a shipping unit.

DISCLAIMER

Subject to change without notice. Errors and omission excepted. Always make sure to use the most recent release.