


PRODUCT DATASHEET

OT FIT 25/220...240/700 LT2 S

OPTOTRONIC FIT LT2 S | Compact Constant Current LED Drivers – Non dimmable



AREAS OF APPLICATION

- Luminaires with flexible current setting (LEDset2)
- Suitable for indoor SELV installations
- Suitable for luminaires of protection classes I and II
- Suitable for downlights, spotlights and LED panels
- Independent mounting via Cable Clamp Kit possible

PRODUCT FAMILY BENEFITS

- Versatile scope of application due to output power range of up to 40 W
- Fulfill safety requirement due to overload, overtemperature protection
- High efficiency
- High quality of light thanks to <1% output ripple current
- Small housing for flexible luminaire designs

PRODUCT FAMILY FEATURES

- Supply voltage: 220...240 V
- Line frequency: 50 Hz | 60 Hz
- Line voltage: 198...264 V
- According to EN 61347-1, 61347-2-13, 62384
- RI suppression: to EN 55015
- Line harmonics according to EN 61000-3-2
- Immunity according to EN 61547
- Lifetime: up to 100,000 h (temperature at $T_c = 65\text{ °C}$, max. 10 % failure rate)
- Cable clamp kit for independent mounting

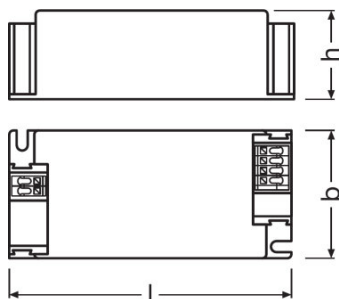
TECHNICAL DATA

Electrical data

Nominal voltage	220...240 V
Mains frequency	50...60 Hz
Input voltage AC	198...264 V
Input voltage DC	-
Total harmonic distortion	15 %
Power factor λ	0.92
ECG efficiency	86.5 %
Device power loss	4.5 W
Inrush current	15 A ¹⁾
Max. ECG no. on circuit breaker 10 A (B)	20
Max. ECG no. on circuit breaker 16 A (B)	30
Max. ECG no. on circuit breaker 25 A (B)	42
Surge capability (L/N-Ground)	2 kV
Surge capability (L-N)	1 kV
Nominal output voltage	15...50 V
U-OUT (working voltage)	60 V
Nominal output current	300...700 mA
Output current tolerance	±5 %
Output ripple current (100 Hz)	< 1 %
Nominal output power	8.0...26.5 W
Galvanic isolation	SELV
Galvanic isolation primary/secondary	3.75 kV

¹⁾ $t_{width} = 220 \mu s$ (measured at 50 % I_{peak})

Dimensions & weight



Length	97.0 mm
Width	43.0 mm

Height	29.5 mm
Mounting hole spacing, length	88.0 mm
Mounting hole spacing, width	34.0 mm
Cable cross-section, input side	0.5...1.5 mm ²
Cable cross-section, output side	0.5...1.5 mm ²
Product weight	95.00 g
Wire preparation length, input side	6.5...7.5 mm
Wire preparation length, output side	6.5...7.5 mm

Colors & materials

Casing material	Plastic
-----------------	---------

Temperatures & operating conditions

Ambient temperature range	-20...+50 °C
Maximum temperature at tc test point	75 °C
Max.housing temperature in case of fault	110 °C
Permitted rel. humidity during operation	5...85 % ¹⁾

¹⁾ Maximum 56 days/year at 85 %

Lifespan

ECG lifetime	100000 h ¹⁾
--------------	------------------------

¹⁾ At $T_{case} = 65^{\circ}C$ at T_c point / 10% failure rate

Additional product data

Encapsulated	No
--------------	----

Capabilities

Dimmable	No
Overheating protection	Automatic reversible
Overload protection	Automatic reversible
Short-circuit protection	Automatic reversible
No-load proof	Yes
Max. cable length to lamp/LED module	2.0 m
Suitable for fixtures with prot. class	I / II
Suitable for emergency lighting	No
Type of connection, output side	Push terminal

Certificates & standards











Approval marks – approval	CE
Standards	Acc. to IEC 61347-1/Acc. to IEC 61347-2-13/Acc. to IEC 62384/Acc. to CISPR 15/Acc. to IEC 61000-3-2/Acc. to IEC 61547/Acc. to IEC 61000-3-3

Protection class	II
Type of protection	IP20

Logistical data

Temperature range at storage	-40...+85 °C
-------------------------------------	--------------

DOWNLOAD DATA

File	
	User instruction OPTOTRONIC® LED Power Supply
	Product Datasheet OT FIT 25220-240700 LT2 S
	Brochures 730877_Brochure OT FIT LT2 S (EN)
	Certificates 729794_Certificate OT FIT LT2 S
	Certificates VDE ENEC Certificate 40038384
	Certificates VDE EMC Certificate 40039188
	Declarations of conformity EU Declaration of Conformity 3432845
	CAD data 722873_OT FIT-LT2S-15-25-40-housing with cable clamps-3Ddrawing STEP
	CAD data 722872_OT FIT-LT2S-15-25-40-housing-3Ddrawing STEP
	CAD data 722871_OT FIT-LT2S-15-25-40-cable clamp 3Ddrawing.STEP

LOGISTICAL DATA

Product code	Packaging unit (Pieces/Unit)	Dimensions (length x width x height)	Gross weight	Volume
4052899957077	Shipping carton box 20	228 mm x 208 mm x 78 mm	2006.00 g	3.70 dm ³

The mentioned product code describes the smallest quantity unit which can be ordered. One shipping unit can contain one or more single products. When placing an order, for the quantity please enter single or multiples of a shipping unit.

DISCLAIMER

Subject to change without notice. Errors and omission excepted. Always make sure to use the most recent release.