

## PRODUCT DATASHEET LUXeye Sense DALI BT

LUXeye Sense DALI BT | Light management systems



---

### AREAS OF APPLICATION

- Offices
- Conference rooms
- Training rooms
- Corridors
- Surface mounting via LUXeye SENSE CM KIT

---

### PRODUCT FAMILY BENEFITS

- Automatic start of light regulation after power-on (out of the box function)
- Basic functionality without configuration thanks to applied pre-settings
- Easy and fast customization of important parameter via screwdriver
- V(λ) corrected light sensor element
- Predefined and customizable configurations for all applications
- Password protection for user and configuration APP access
- Easy report generation of all commissioned sensors
- Easy report sharing via email
- DEMO Mode usable without device

---

### PRODUCT FAMILY FEATURES

- One DALI broadcast output channel
- Daylight-dependent regulation and presence-dependent control of light
- Operation via standard pushbutton
- Outputs with electronical reversible short-circuit and overload protection
- Change of delay time with screwdriver direct at the sensor
- Change of lighting intensity with screwdriver direct at the sensor
- Halogen free polycarbonate plastic housing
- Controller with integrated light and presence sensor, DALI output channel

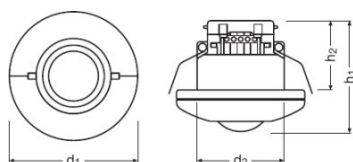
- Presence detection via passive IR element
- Light control with app connection via Bluetooth
- Light control via smart phone
- Adjustment of all settings via smartphone
- Individual activation and deactivation of light and presence sensor
- Function indicator with three color LED
- Various shutters included for different detection areas

## TECHNICAL DATA

### Electrical data

|                              |             |
|------------------------------|-------------|
| <b>Nominal voltage</b>       | 220...240 V |
| <b>Mains frequency</b>       | 50...60 Hz  |
| <b>System wattage [AGGR]</b> | 0.40 W      |

### Dimensions & weight



|                       |          |
|-----------------------|----------|
| <b>Diameter</b>       | 95.0 mm  |
| <b>Width</b>          | 90.0 mm  |
| <b>Height</b>         | 81.0 mm  |
| <b>Product weight</b> | 144.00 g |

### Colors & materials

|                      |       |
|----------------------|-------|
| <b>Product color</b> | White |
|----------------------|-------|

### Temperatures & operating conditions

|                                  |            |
|----------------------------------|------------|
| <b>Ambient temperature range</b> | 0...+55 °C |
|----------------------------------|------------|

### Capabilities

|                                    |      |
|------------------------------------|------|
| <b>Dimmable</b>                    | No   |
| <b>Dimming interface</b>           | DALI |
| <b>Transmitter range</b>           | 15 m |
| <b>Maximum installation height</b> | 5 m  |

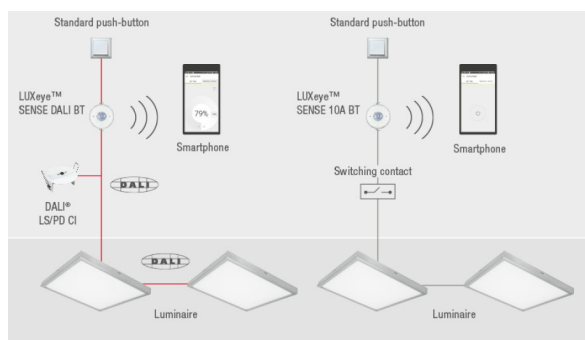
|                                      |                            |
|--------------------------------------|----------------------------|
| <b>Detection area</b>                | 10 m <sup>2</sup>          |
| <b>Detection angle</b>               | 110 °                      |
| <b>Type of installation</b>          | Ceiling integration        |
| <b>Operating range, light sensor</b> | 20...5000 lx <sup>1)</sup> |

<sup>1)</sup> Approximately, measured at the sensor

Certificates & standards

|                           |      |
|---------------------------|------|
| <b>Type of protection</b> | IP20 |
|---------------------------|------|

Wiring Diagram






Wiring diagram

EQUIPMENT / ACCESSORIES

- Suitable for up to 20 electronic control gears
- Free App for iOS and Android

DOWNLOAD DATA

| File  |   |
|---|---|
|  | User instruction<br>728511_LUXeye Sense DALI BT User Instruction            |
|  | Declarations of conformity<br>727945_Declaration of conformity LUXeye Sense |
|  | Declarations of conformity<br>9C1-3433399-EN-01 LUXEYE SENSE (EN)           |

---

**LOGISTICAL DATA**

| Product code  | Packaging unit (Pieces/Unit) | Dimensions (length x width x height) | Gross weight | Volume                |
|---------------|------------------------------|--------------------------------------|--------------|-----------------------|
| 4052899957411 | Folding carton box<br>1      | 160 mm x 125 mm x 90 mm              | 240.00 g     | 1.80 dm <sup>3</sup>  |
| 4052899957459 | Shipping carton box<br>12    | 495 mm x 265 mm x 192 mm             | 3153.00 g    | 25.19 dm <sup>3</sup> |

The mentioned product code describes the smallest quantity unit which can be ordered. One shipping unit can contain one or more single products. When placing an order, for the quantity please enter single or multiples of a shipping unit.

---

**DISCLAIMER**

Subject to change without notice. Errors and omission excepted. Always make sure to use the most recent release.