

PRODUCT FAMILY DATASHEET

LUMILUX T8

Tubular fluorescent lamps 26 mm, with G13 bases



AREAS OF APPLICATION

- Public buildings
- Office lighting
- Industry
- Shops
- Supermarkets and department stores
- Street lighting
- Outdoor applications only in suitable luminaires

PRODUCT BENEFITS

- Proven lamp technology
- Good economy thanks to high efficiency
- Available in many different light colors (2,700...8,000 K) for various applications

PRODUCT FEATURES

- Very good lumen maintenance: 90 % throughout the service lifetime of the lamp
- Good color rendering group: 1B (R_a : 80...89)
- Dimmable
- Top-quality three-band phosphor: LUMILUX



TECHNICAL DATA

| Product description | Electrical data | Photometrical data | | | | | | | Dimensions & weight | | Temperatures & operating conditions | Lifespan |
|---------------------|-----------------|--------------------------|------------------------|-------------------|---------------------------|-------------------|---------------|--------------------------|---------------------|---|---|-----------------------|
| | Nominal wattage | Color rendering index Ra | Luminous flux at 25 °C | Color temperature | Light color (designation) | Color temperature | Luminous flux | Color rendering index Ra | Tube diameter | Length with base excl. base pins/connection | Rated ambient temp.w. max.luminous flux | Service life |
| L 15 W/827 | 15.00 W | ≥80 | 950 lm | 2700 K | LUMILUX INTERNA | 2700 K | 950 lm | ≥80 | 26 mm | 438.00 mm | 25.0 °C | 16000 h ¹⁾ |
| L 15 W/830 | 15.00 W | | 950 lm | | LUMILUX Warm White | 3000 K | 950 lm | 80...89 | 26 mm | 438.00 mm | 25.0 °C | 16000 h ¹⁾ |
| L 15 W/840 | 15.00 W | | 950 lm | | LUMILUX Cool White | 4000 K | 950 lm | 80...89 | 26 mm | 438.00 mm | 25.0 °C | 16000 h ¹⁾ |
| L 15 W/865 | 15.00 W | ≥80 | 900 lm | 6500 K | LUMILUX Cool Daylight | 6500 K | 900 lm | ≥80 | 26 mm | 438.00 mm | 25.0 °C | 16000 h ¹⁾ |
| L 16 W/827 | 16.00 W | ≥80 | 1250 lm | 2700 K | LUMILUX INTERNA | 2700 K | 1250 lm | ≥80 | 26 mm | 720.00 mm | 25.0 °C | 16000 h ¹⁾ |
| L 16 W/830 | 16.00 W | >80 | 1250 lm | 3000 K | LUMILUX Warm White | 3000 K | 1250 lm | >80 | 26 mm | 720.00 mm | 25.0 °C | 16000 h ¹⁾ |
| L 16 W/840 | 16.00 W | ≥80 | 1250 lm | 4000 K | LUMILUX Cool White | 4000 K | 1250 lm | ≥80 | 26 mm | 720.00 mm | 25.0 °C | 16000 h ¹⁾ |
| L 18 W/827 | 18.00 W | ≥77 | 1350 lm | 2700 K | LUMILUX INTERNA | 2700 K | 1350 lm | ≥77 | 26 mm | 590.00 mm | 25.0 °C | 18000 h ¹⁾ |
| L 18 W/830 | 18.00 W | ≥77 | 1350 lm | 3000 K | LUMILUX Warm White | 3000 K | 1350 lm | ≥77 | 26 mm | 590.00 mm | 25.0 °C | 18000 h ¹⁾ |
| L 18 W/3000K | 18.00 W | >80 | 1350 lm | 3000 K | | 3000 K | 1350 lm | >80 | 26 mm | 590.00 mm | 25.0 °C | 18000 h ¹⁾ |
| L 18 W/840 | 18.00 W | ≥80 | 1350 lm | 4000 K | LUMILUX Cool White | 4000 K | 1350 lm | ≥80 | 26 mm | 590.00 mm | 25.0 °C | 18000 h ¹⁾ |
| L 18 W/865 | 18.00 W | ≥77 | 1300 lm | 6500 K | LUMILUX Cool Daylight | 6500 K | 1300 lm | ≥77 | 26 mm | 590.00 mm | 25.0 °C | 18000 h ¹⁾ |
| L 18 W/880 | 18.00 W | ≥80 | 1300 lm | 8000 K | LUMILUX SKYWHITE | 8000 K | 1300 lm | ≥80 | 26 mm | 590.00 mm | 25.0 °C | 18000 h ¹⁾ |

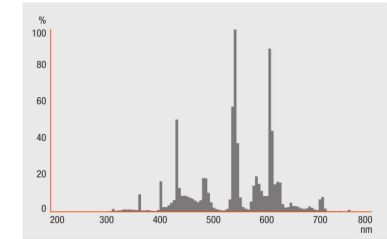
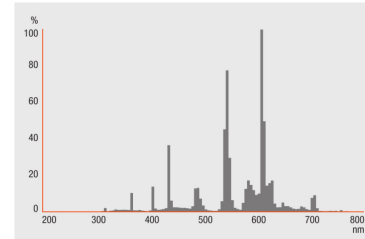
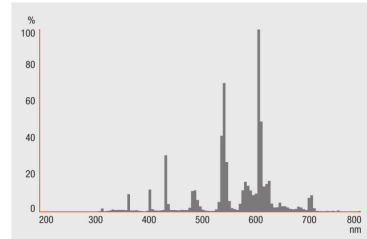
| Product description | Electrical data | Photometrical data | | | | | | | Dimensions & weight | | Temperatures & operating conditions | Lifespan |
|---------------------|-----------------|--------------------------|------------------------|-------------------|---------------------------|-------------------|---------------|--------------------------|---------------------|---|---|-----------------------|
| | Nominal wattage | Color rendering index Ra | Luminous flux at 25 °C | Color temperature | Light color (designation) | Color temperature | Luminous flux | Color rendering index Ra | Tube diameter | Length with base excl. base pins/connection | Rated ambient temp.w. max.luminous flux | Service life |
| L 23 W/840 | 23.00 W | ≥80 | 1900 lm | 4000 K | LUMILUX Cool White | 4000 K | 1900 lm | ≥80 | 26 mm | 970.00 mm | 25.0 °C | 16000 h ¹⁾ |
| L 30 W/827 | 30.00 W | ≥77 | 2400 lm | 2700 K | LUMILUX INTERNA | 2700 K | 2400 lm | ≥77 | 26 mm | 895.00 mm | 25.0 °C | 16000 h ¹⁾ |
| L 30 W/830 | 30.00 W | ≥77 | 2400 lm | 3000 K | LUMILUX Warm White | 3000 K | 2400 lm | ≥77 | 26 mm | 895.00 mm | 25.0 °C | 16000 h ¹⁾ |
| L 30 W/840 | 30.00 W | ≥77 | 2400 lm | 4000 K | LUMILUX Cool White | 4000 K | 2400 lm | ≥77 | 26 mm | 895.00 mm | 25.0 °C | 16000 h ¹⁾ |
| L 30 W/865 | 30.00 W | ≥77 | 2350 lm | 6500 K | LUMILUX Cool Daylight | 6500 K | 2350 lm | ≥77 | 26 mm | 895.00 mm | 25.0 °C | 16000 h ¹⁾ |
| L 30 W/880 | 30.00 W | ≥80 | 2350 lm | 8000 K | LUMILUX SKYWHITE | 8000 K | 2350 lm | ≥80 | 26 mm | 895.00 mm | 25.0 °C | 16000 h ¹⁾ |
| L 36 W/827 | 36.00 W | ≥77 | 3350 lm | 2700 K | LUMILUX INTERNA | 2700 K | 3350 lm | ≥77 | 26 mm | 1200.00 mm | 25.0 °C | 18000 h ¹⁾ |
| L 36 W/830 | 36.00 W | ≥77 | 3350 lm | 3000 K | LUMILUX Warm White | 3000 K | 3350 lm | ≥77 | 26 mm | 1200.00 mm | 25.0 °C | 18000 h ¹⁾ |
| L 36 W/835 | 36.00 W | ≥80 | 3350 lm | 3500 K | LUMILUX White | 3500 K | 3350 lm | ≥80 | 26 mm | 1200.00 mm | 25.0 °C | 18000 h ¹⁾ |
| L 36 W/840 | 36.00 W | ≥80 | 3350 lm | 4000 K | LUMILUX Cool White | 4000 K | 3350 lm | ≥80 | 26 mm | 1200.00 mm | 25.0 °C | 18000 h ¹⁾ |
| L 36 W/865 | 36.00 W | ≥77 | 3250 lm | 6500 K | LUMILUX Cool Daylight | 6500 K | 3250 lm | ≥77 | 26 mm | 1200.00 mm | 25.0 °C | 18000 h ¹⁾ |
| L 36 W/880 | 36.00 W | ≥80 | 3010 lm | 8000 K | LUMILUX SKYWHITE | 8000 K | 3010 lm | ≥80 | 26 mm | 1200.00 mm | 25.0 °C | 18000 h ¹⁾ |
| L 38 W/830 | 38.00 W | ≥80 | 3300 lm | 3000 K | LUMILUX Warm White | 3000 K | 3300 lm | ≥80 | 26 mm | 1047.00 mm | 25.0 °C | 16000 h ¹⁾ |

| Product description | Electrical data | Photometrical data | | | | | | | Dimensions & weight | | Temperatures & operating conditions | Lifespan |
|---------------------|-----------------|--------------------------|------------------------|-------------------|---------------------------|-------------------|---------------|--------------------------|---------------------|---|---|-----------------------|
| | Nominal wattage | Color rendering index Ra | Luminous flux at 25 °C | Color temperature | Light color (designation) | Color temperature | Luminous flux | Color rendering index Ra | Tube diameter | Length with base excl. base pins/connection | Rated ambient temp.w. max.luminous flux | Service life |
| L 38 W/840 | 38.00 W | ≥80 | 3300 lm | 4000 K | LUMILUX Cool White | 4000 K | 3300 lm | ≥80 | 26 mm | 1047.00 mm | 25.0 °C | 16000 h ¹⁾ |
| L 58 W/827 | 58.00 W | ≥77 | 5200 lm | 2700 K | LUMILUX INTERNA | 2700 K | 5200 lm | ≥77 | 26 mm | 1500.00 mm | 25.0 °C | 18000 h ¹⁾ |
| L 58 W/830 | 58.00 W | ≥77 | 5200 lm | 3000 K | LUMILUX Warm White | 3000 K | 5200 lm | ≥77 | 26 mm | 1500.00 mm | 25.0 °C | 18000 h ¹⁾ |
| L 58 W/835 | 58.00 W | ≥80 | 5200 lm | 3500 K | LUMILUX White | 3500 K | 5200 lm | ≥80 | 26 mm | 1500.00 mm | 25.0 °C | 18000 h ¹⁾ |
| L 58 W/840 | 58.00 W | ≥77 | 5200 lm | 4000 K | LUMILUX Cool White | 4000 K | 5200 lm | ≥77 | 26 mm | 1500.00 mm | 25.0 °C | 18000 h ¹⁾ |
| L 58 W/865 | 58.00 W | ≥77 | 5000 lm | 6500 K | LUMILUX Cool Daylight | 6500 K | 5000 lm | ≥77 | 26 mm | 1500.00 mm | 25.0 °C | 18000 h ¹⁾ |
| L 58 W/880 | 58.00 W | ≥80 | 4900 lm | 8800 K | LUMILUX SKYWHITE | 8800 K | 4900 lm | ≥80 | 26 mm | 1500.00 mm | 25.0 °C | 18000 h ¹⁾ |
| L 70 W/840 | 70.00 W | ≥80 | 6200 lm | 4000 K | LUMILUX Cool White | 4000 K | 6000 lm | ≥80 | 26 mm | 1764.00 mm | 25.0 °C | 18000 h ¹⁾ |

| Product description | Lifespan | Additional product data | | Capabilities | Certificates & standards | |
|---------------------|-----------------------|-----------------------------|-----------------|--------------|--------------------------|--------------------|
| | | Base (standard designation) | Show WEEE picto | Dimmable | Energy efficiency class | Energy consumption |
| L 15 W/827 | 20000 h ¹⁾ | G13 | Yes | Yes | B | 19 kWh/1000h |
| L 15 W/830 | 20000 h ¹⁾ | G13 | Yes | Yes | B | 19 kWh/1000h |
| L 15 W/840 | 20000 h ¹⁾ | G13 | Yes | Yes | B | 19 kWh/1000h |
| L 15 W/865 | 20000 h ¹⁾ | G13 | Yes | Yes | B | 19 kWh/1000h |
| L 16 W/827 | 20000 h ¹⁾ | G13 | Yes | Yes | A | 20 kWh/1000h |

| Product description | Lifespan | Additional product data | | Capabilities | Certificates & standards | |
|---------------------|-----------------------|-----------------------------|-----------------|--------------|--------------------------|--------------------|
| | | Base (standard designation) | Show WEEE picto | Dimmable | Energy efficiency class | Energy consumption |
| L 16 W/830 | 20000 h ¹⁾ | G13 | Yes | Yes | A | 20 kWh/1000h |
| L 16 W/840 | 20000 h ¹⁾ | G13 | Yes | Yes | A | 20 kWh/1000h |
| L 18 W/827 | 20000 h ¹⁾ | G13 | Yes | Yes | A | 22 kWh/1000h |
| L 18 W/830 | 20000 h ¹⁾ | G13 | Yes | Yes | A | 22 kWh/1000h |
| L 18 W/3000K | 20000 h ¹⁾ | G13 | Yes | Yes | A | 22 kWh/1000h |
| L 18 W/840 | 20000 h ¹⁾ | G13 | Yes | Yes | A | 22 kWh/1000h |
| L 18 W/865 | 20000 h ¹⁾ | G13 | Yes | Yes | A | 23 kWh/1000h |
| L 18 W/880 | 20000 h ¹⁾ | G13 | Yes | Yes | A | 23 kWh/1000h |
| L 23 W/840 | 20000 h ¹⁾ | G13 | Yes | Yes | A | 28 kWh/1000h |
| L 30 W/827 | 20000 h ¹⁾ | G13 | Yes | Yes | A | 36 kWh/1000h |
| L 30 W/830 | 20000 h ¹⁾ | G13 | Yes | Yes | A | 36 kWh/1000h |
| L 30 W/840 | 20000 h ¹⁾ | G13 | Yes | Yes | A | 36 kWh/1000h |
| L 30 W/865 | 20000 h ¹⁾ | G13 | Yes | Yes | A | 36 kWh/1000h |
| L 30 W/880 | 20000 h ¹⁾ | G13 | Yes | Yes | A | 36 kWh/1000h |
| L 36 W/827 | 20000 h ¹⁾ | G13 | Yes | Yes | A+ | 43 kWh/1000h |
| L 36 W/830 | 20000 h ¹⁾ | G13 | Yes | Yes | A+ | 43 kWh/1000h |
| L 36 W/835 | 20000 h ¹⁾ | G13 | Yes | Yes | A+ | 43 kWh/1000h |
| L 36 W/840 | 20000 h ¹⁾ | G13 | Yes | Yes | A+ | 43 kWh/1000h |
| L 36 W/865 | 20000 h ¹⁾ | G13 | Yes | Yes | A | 43 kWh/1000h |
| L 36 W/880 | 20000 h ¹⁾ | G13 | Yes | Yes | A | 43 kWh/1000h |
| L 38 W/830 | 20000 h ¹⁾ | G13 | Yes | Yes | A | 46 kWh/1000h |
| L 38 W/840 | 20000 h ¹⁾ | G13 | Yes | Yes | A | 46 kWh/1000h |
| L 58 W/827 | 20000 h ¹⁾ | G13 | Yes | Yes | A | 68 kWh/1000h |
| L 58 W/830 | 20000 h ¹⁾ | G13 | Yes | Yes | A | 68 kWh/1000h |
| L 58 W/835 | 20000 h ¹⁾ | G13 | Yes | Yes | A | 68 kWh/1000h |
| L 58 W/840 | 20000 h ¹⁾ | G13 | Yes | Yes | A | 68 kWh/1000h |
| L 58 W/865 | 20000 h ¹⁾ | G13 | Yes | Yes | A | 68 kWh/1000h |
| L 58 W/880 | 20000 h ¹⁾ | G13 | Yes | Yes | A | 68 kWh/1000h |
| L 70 W/840 | 20000 h ¹⁾ | G13 | Yes | Yes | A | 81 kWh/1000h |

1) With preheat ECG

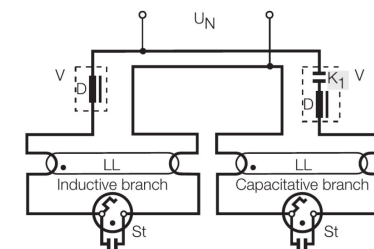
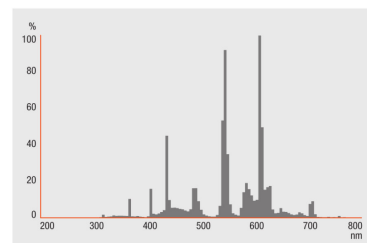
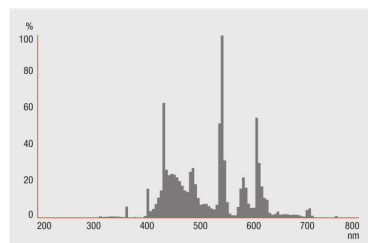
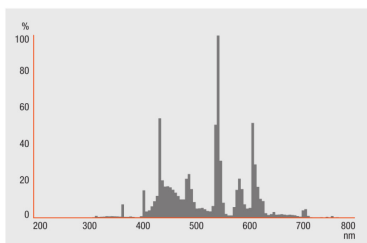


L 15 W/827, L 15 W/830, L 15 W/840, L 15 W/865, L 16 W/827, L 16 W/830, L 16 W/840, L 18 W/827, L 18 W/830, L 18 W/3000K, L 18 W/840, L 18 W/865, L 18 W/880, L 23 W/840, L 30 W/827, L 30 W/830, L 30 W/840, L 30 W/865, L 30 W/880, L 36 W/827, L 36 W/830, L 36 W/835, L 36 W/840, L 36 W/865, L 36 W/880, L 38 W/830, L 38 W/840, L 58 W/827, L 58 W/830, L 58 W/835, L 58 W/840, L 58 W/865, L 58 W/880, L 70 W/840

L 15 W/827, L 16 W/827, L 18 W/827, L 30 W/827, L 36 W/827, L 58 W/827

L 15 W/830, L 16 W/830, L 18 W/830, L 30 W/830, L 36 W/830, L 38 W/830, L 58 W/830

L 15 W/840, L 16 W/840, L 18 W/840, L 23 W/840, L 30 W/840, L 36 W/840, L 38 W/840, L 58 W/840, L 70 W/840



L 15 W/865, L 18 W/865, L 30 W/865, L 36 W/865, L 58 W/865

L 18 W/880, L 30 W/880, L 36 W/880, L 58 W/880

L 36 W/835, L 58 W/835

L 15 W/827, L 15 W/830, L 15 W/840, L 15 W/865, L 16 W/827, L 16 W/830, L 16 W/840, L 18 W/827, L 18 W/830, L 18 W/3000K, L 18 W/840, L 18 W/865, L 18 W/880, L 23 W/840, L 30 W/827, L 30 W/830, L 30 W/840, L 30 W/865, L 30 W/880, L 36 W/827, L 36 W/830, L 36 W/835, L 36 W/840, L 36 W/865, L 36 W/880, L 38 W/830, L 38 W/840, L 58 W/827, L 58 W/830, L 58 W/835, L 58 W/840, L 58 W/865, L 58 W/880, L 70 W/840

SYSTEM GUARANTEE

OSRAM System+ Guarantee in combination with OSRAM ECGs

SAFETY ADVICE

In case of lamp breakage: www.ledvance.com/brokenlamp

APPLICATION ADVICE

For more detailed application information and graphics please see product datasheet.

LOGISTICAL DATA

| Product code | Packaging unit (Pieces/Unit) | Dimensions (length x width x height) | Gross weight | Volume |
|---------------|------------------------------|--------------------------------------|--------------|-----------------------|
| 4050300325620 | Shipping carton box 10 | 525 mm x 60 mm x 177 mm | 1074.00 g | 5.58 dm ³ |
| 4050300446059 | Shipping carton box 25 | 368 mm x 258 mm x 145 mm | 2034.00 g | 13.77 dm ³ |
| 4050300446035 | Shipping carton box 25 | 396 mm x 230 mm x 145 mm | 2158.00 g | 13.21 dm ³ |
| 4008321064332 | Shipping carton box 10 | 525 mm x 60 mm x 177 mm | 1064.00 g | 5.58 dm ³ |
| 4050300446011 | Shipping carton box 25 | 422 mm x 200 mm x 145 mm | 2009.00 g | 12.24 dm ³ |
| 4050300446196 | Shipping carton box 25 | 413 mm x 213 mm x 145 mm | 2034.00 g | 12.76 dm ³ |
| 4050300325644 | Shipping carton box 10 | 807 mm x 60 mm x 177 mm | 1652.00 g | 8.57 dm ³ |
| 4050300446097 | Shipping carton box 25 | 558 mm x 352 mm x 145 mm | 3152.00 g | 28.48 dm ³ |
| 4008321959164 | Shipping carton box 25 | 762 mm x 142 mm x 145 mm | 3127.00 g | 15.69 dm ³ |
| 4008321064318 | Shipping carton box 10 | 807 mm x 60 mm x 177 mm | 1642.00 g | 8.57 dm ³ |
| 4050300446073 | Shipping carton box 25 | 639 mm x 270 mm x 145 mm | 3095.00 g | 25.02 dm ³ |
| 4050300325682 | Shipping carton box 10 | 677 mm x 80 mm x 177 mm | 1381.40 g | 9.59 dm ³ |
| 4050300517841 | Shipping carton box 25 | 534 mm x 245 mm x 145 mm | 2625.00 g | 18.97 dm ³ |

| Product code | Packaging unit (Pieces/Unit) | Dimensions (length x width x height) | Gross weight | Volume |
|---------------|------------------------------|--------------------------------------|--------------|-----------------------|
| 4050300517827 | Shipping carton box 25 | 564 mm x 216 mm x 145 mm | 2625.00 g | 17.66 dm ³ |
| 4050300470412 | Shipping carton box 30 | 562 mm x 270 mm x 206 mm | 2941.00 g | 31.26 dm ³ |
| 4050300336817 | Shipping carton box 10 | 677 mm x 60 mm x 177 mm | 1381.40 g | 7.19 dm ³ |
| 4050300517803 | Shipping carton box 25 | 632 mm x 194 mm x 145 mm | 2625.00 g | 17.78 dm ³ |
| 4050300517780 | Shipping carton box 25 | 223 mm x 552 mm x 145 mm | 2775.00 g | 17.85 dm ³ |
| 4052899209022 | Shipping carton box 10 | 675 mm x 175 mm x 67 mm | 1318.00 g | 7.91 dm ³ |
| 4008321027979 | Shipping carton box 25 | 469 mm x 309 mm x 145 mm | 2625.00 g | 21.01 dm ³ |
| 4008321331953 | Shipping carton box 10 | 677 mm x 67 mm x 177 mm | 1381.40 g | 8.03 dm ³ |
| 4050300446257 | Shipping carton box 25 | 799 mm x 369 mm x 145 mm | 4216.00 g | 42.75 dm ³ |
| 4050300325668 | Shipping carton box 10 | 982 mm x 67 mm x 177 mm | 2037.00 g | 11.65 dm ³ |
| 4050300518084 | Shipping carton box 25 | 781 mm x 305 mm x 145 mm | 3910.00 g | 34.54 dm ³ |
| 4050300518060 | Shipping carton box 25 | 781 mm x 304 mm x 145 mm | 3910.00 g | 34.43 dm ³ |
| 4050300336954 | Shipping carton box 10 | 982 mm x 60 mm x 202 mm | 2022.00 g | 11.90 dm ³ |
| 4050300518046 | Shipping carton box 25 | 781 mm x 306 mm x 145 mm | 3872.50 g | 34.65 dm ³ |
| 4050300518022 | Shipping carton box 25 | 937 mm x 260 mm x 232 mm | 3910.00 g | 56.52 dm ³ |
| 4008321027993 | Shipping carton box 25 | 674 mm x 412 mm x 145 mm | 3910.00 g | 40.26 dm ³ |

| Product code | Packaging unit (Pieces/Unit) | Dimensions (length x width x height) | Gross weight | Volume |
|---------------|------------------------------|--------------------------------------|--------------|------------------------|
| 4050300325705 | Shipping carton box 10 | 1287 mm x 60 mm x 177 mm | 2506.00 g | 13.67 dm ³ |
| 4050300517926 | Shipping carton box 25 | 1242 mm x 142 mm x 145 mm | 4880.14 g | 25.57 dm ³ |
| 4050300443331 | Shipping carton box 30 | 1269 mm x 169 mm x 206 mm | 5401.00 g | 44.18 dm ³ |
| 4050300517902 | Shipping carton box 25 | 1242 mm x 142 mm x 145 mm | 5450.00 g | 25.57 dm ³ |
| 4050300447995 | Shipping carton box 25 | 1242 mm x 268 mm x 145 mm | 5450.00 g | 48.26 dm ³ |
| 4050300336770 | Shipping carton box 10 | 1287 mm x 60 mm x 177 mm | 2857.00 g | 13.67 dm ³ |
| 4050300443317 | Shipping carton box 30 | 1269 mm x 169 mm x 206 mm | 6018.00 g | 44.18 dm ³ |
| 4050300517889 | Shipping carton box 25 | 1242 mm x 142 mm x 145 mm | 5450.00 g | 25.57 dm ³ |
| 4050300517865 | Shipping carton box 25 | 1242 mm x 142 mm x 171 mm | 4892.13 g | 30.16 dm ³ |
| 4052899209046 | Shipping carton box 10 | 1285 mm x 175 mm x 67 mm | 2560.00 g | 15.07 dm ³ |
| 4008321002983 | Shipping carton box 25 | 1029 mm x 366 mm x 145 mm | 5450.00 g | 54.61 dm ³ |
| 4050300518169 | Shipping carton box 25 | 1129 mm x 150 mm x 151 mm | 4294.00 g | 25.57 dm ³ |
| 4050300518145 | Shipping carton box 25 | 617 mm x 621 mm x 149 mm | 4512.00 g | 57.09 dm ³ |
| 4050300325729 | Shipping carton box 10 | 1587 mm x 60 mm x 177 mm | 3658.00 g | 16.85 dm ³ |
| 4050300603056 | Shipping carton box 25 | 1195 mm x 499 mm x 145 mm | 6520.00 g | 86.46 dm ³ |
| 4050300470399 | Shipping carton box 30 | 1295 mm x 456 mm x 206 mm | 7243.00 g | 121.65 dm ³ |

| Product code | Packaging unit (Pieces/Unit) | Dimensions (length x width x height) | Gross weight | Volume |
|---------------|------------------------------|--------------------------------------|--------------|-----------------------|
| 4050300517988 | Shipping carton box 25 | 1310 mm x 379 mm x 145 mm | 6520.00 g | 71.99 dm ³ |
| 4050300448015 | Shipping carton box 25 | 1076 mm x 612 mm x 145 mm | 6270.00 g | 95.48 dm ³ |
| 4050300336794 | Shipping carton box 10 | 1587 mm x 60 mm x 177 mm | 3758.00 g | 16.85 dm ³ |
| 4050300443379 | Shipping carton box 30 | 1293 mm x 423 mm x 165 mm | 7243.00 g | 90.24 dm ³ |
| 4050300517964 | Shipping carton box 25 | 1542 mm x 273 mm x 145 mm | 6520.00 g | 61.04 dm ³ |
| 4050300517940 | Shipping carton box 25 | 1542 mm x 142 mm x 145 mm | 6520.00 g | 31.75 dm ³ |
| 4052899209060 | Shipping carton box 10 | 1585 mm x 175 mm x 67 mm | 3070.00 g | 18.58 dm ³ |
| 4008321003003 | Shipping carton box 25 | 142 mm x 145 mm x 1542 mm | 6270.00 g | 31.75 dm ³ |
| 4008321003966 | Shipping carton box 25 | 1820 mm x 148 mm x 145 mm | 8059.00 g | 39.06 dm ³ |

The mentioned product code describes the smallest quantity unit which can be ordered. One shipping unit can contain one or more single products. When placing an order, for the quantity please enter single or multiples of a shipping unit.

REFERENCES / LINKS

For more information on the system guarantee and the terms and conditions of the guarantee visit

▶ www.ledvance.com/system-guarantee

DISCLAIMER

Subject to change without notice. Errors and omission excepted. Always make sure to use the most recent release.