

PRODUCT DATASHEET

HO 54 W/865

LUMILUX T5 HO | Tubular fluorescent lamps 16 mm, high output, with G5 base



AREAS OF APPLICATION

- Industry
- Public buildings
- Offices
- Tunnels, underpasses
- Car parks
- Outdoor applications only in suitable luminaires

PRODUCT BENEFITS

- Excellent luminous flux
- Up to 20 % more economical than LUMILUX T8
- Up to 50 % smaller volume than comparable T8 lamps

PRODUCT FEATURES

- Very good lumen maintenance: 90 % throughout the service lifetime of the lamp
- Long average lifetime: up to 24,000 h (with QUICKTRONIC ECG)
- Good color rendering group: 1B (R_a : 80...89)
- Dimmable



TECHNICAL DATA

Electrical data

Nominal voltage	230 V
Rated lamp efficacy (HF data 25 °C)	76 lm/W
Rated wattage	54.10 W
Nominal wattage	54.00 W

Photometrical data

Color rendering index Ra	≥80
Rated luminous flux	4100 lm
Luminous flux at 25 °C	4100 lm
Luminous flux at 35 °C	4750 lm
Light color	865
Rated color temperature	6500 K
Nominal luminous flux	4100 lm
Light color (designation)	LUMILUX Cool Daylight
Rated LLMF at 2,000 h	0.95
Rated LLMF at 4,000 h	0.93
Rated LLMF at 6,000 h	0.92
Rated LLMF at 8,000 h	0.90
Rated LLMF at 12,000 h	0.90
Rated LLMF at 16,000 h	0.90
Rated LLMF at 20,000 h	0.89
Color temperature	6500 K
Luminous flux	4100 lm
Color rendering index Ra	≥80

Dimensions & weight



Tube diameter	16 mm
---------------	-------

Length	1149 mm
Length with base excl. base pins/connection	1149.00 mm
Diameter	16.0 mm
Maximum diameter	16.0 mm

Temperatures & operating conditions

Rated ambient temp.w.max.luminous flux	35.0 °C
---	---------

Lifespan

Service life	19000 h ¹⁾
Lifespan	24000 h ¹⁾
Rated lamp survival factor at 2,000 h	0.99
Rated lamp survival factor at 4,000 h	0.99
Rated lamp survival factor at 6,000 h	0.99
Rated lamp survival factor at 8,000 h	0.99
Rated lamp survival factor at 12,000 h	0.99
Rated lamp survival factor at 16,000 h	0.97
Rated lamp survival factor at 20,000 h	0.85
Operation mode LLMF/LSF	HF
Rated lamp life time	24000 h
Nominal lamp life time	24000 h

¹⁾ With preheat ECG

Additional product data

Base (standard designation)	G5
Mercury content	1.7 mg
Show WEEE picto	Yes
Product remark	Suitable for ECG operation only/Lamp designed for internal luminaire temperatures of 30...40 °C; optimum luminous flux achieved at 35 °C

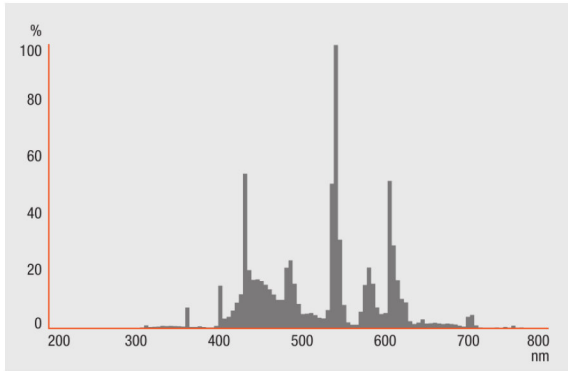
Capabilities

Dimmable	Yes
Suitable for indoor	Yes

Certificates & standards

Energy efficiency class	A
Energy consumption	60 kWh/1000h

Light Distribution



Spectral power distribution

Wiring Diagram



Wiring diagram



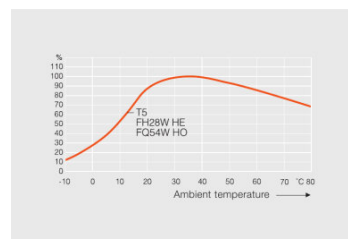
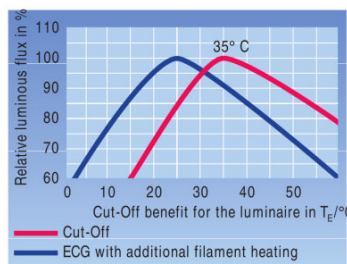
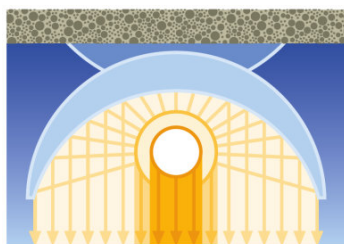
Wiring diagram

SYSTEM GUARANTEE

OSRAM System+ Guarantee in combination with OSRAM ECGs

SAFETY ADVICE

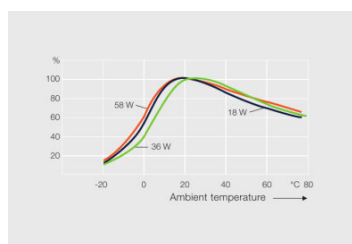
In case of lamp breakage: www.ledvance.com/brokenlamp



Others graphics

Others graphics

Others graphics



Others graphics

LOGISTICAL DATA

Product code	Packaging unit (Pieces/Unit)	Dimensions (length x width x height)	Gross weight	Volume
4050300453378	Unpacked 1	1165 mm x 19 mm x 20 mm	113.67 g	0.44 dm ³
4050300453385	Shipping carton box 40	1194 mm x 199 mm x 87 mm	4222.00 g	20.67 dm ³
4050300591568	Sleeves 1	1170 mm x 20 mm x 20 mm	124.50 g	0.47 dm ³
4050300591575	Shipping carton box 20	1182 mm x 83 mm x 104 mm	2662.50 g	10.20 dm ³

The mentioned product code describes the smallest quantity unit which can be ordered. One shipping unit can contain one or more single products. When placing an order, for the quantity please enter single or multiples of a shipping unit.

REFERENCES / LINKS

For more information on the system guarantee and the terms and conditions of the guarantee visit

▶ www.ledvance.com/system-guarantee

DISCLAIMER

Subject to change without notice. Errors and omission excepted. Always make sure to use the most recent release.

LUMILUX T5 HO | Tubular fluorescent lamps 16 mm, high output, with G5 base

Product name	Product name ECG	EAN	Nominal current	Nominal wattage + Power loss	Luminous flux at 35 °C	Number of lighting outlets
HO 54 W/865	QT-FIT 5/8 1x54-58	4008321873828	0.25 A	59.00 W	4450 lm	1
	QT-FIT 5/8 2x54-58	4008321873842	0.49 A	116.00 W	4450 lm	2
	QTi 1x28/54/35/49 GII	4008321383358	0.26 A	58.00 W	4450 lm	1
	QTi 1x28/54 DIM	4050300870588	0.26 A	58.80 W	4450 lm	1
	QTi 2x28/54/35/49 GII	4008321383419	0.51 A	115.00 W	4450 lm	2
	QTi 2x28/54 DIM	4050300870717	0.51 A	115.00 W	4450 lm	2
	QTi DALI 1x28/54 DIM	4050300870809	0.26 A	58.80 W	4450 lm	1
	QTi DALI 2x28/54 DIM	4050300870502	0.51 A	115.00 W	4450 lm	2
	QTP-OPTIMAL 1x54-58	4008321873729	0.26 A	54.00 W	4450 lm	1
	QTP-OPTIMAL 2x54-58	4008321880253	0.52 A	120.00 W	4450 lm	2