

PRODUCT FAMILY DATASHEET

OSRAM CFL SQUARE 2 pins

Square CFLni with 2-pin GR8 base for CCG operation



AREAS OF APPLICATION

- Low-profile wall and ceiling luminaires
- Public buildings, reception areas, offices, corridors, etc.
- Shops
- Supermarkets and department stores
- Hotels, restaurants
- Industry

PRODUCT BENEFITS

- Square shape provides uniform distribution of light
- No shadows at either end and no dark patches
- Extremely low profile
- Very economical
- Good quality of light
- Long service life

PRODUCT FEATURES

- Single-ended two-pin plug-in GR8 base
- Short and compact pin-base lamp with double-turn tubes
- Color rendering index $R_a: \geq 80$

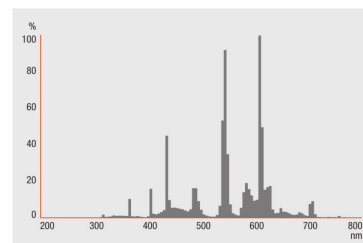
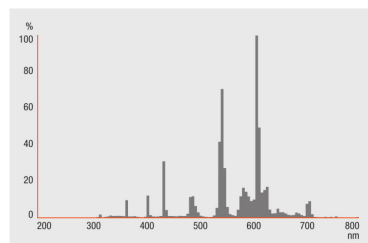
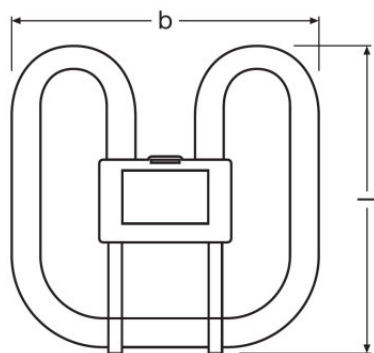


TECHNICAL DATA

Product description	Electrical data				Photometrical data							
	Nominal voltage	Rated wattage	Nominal wattage	Nominal current	Nominal luminous flux	Luminous flux at 25 °C	Rated luminous flux	Color temperature	Color rendering index Ra	Light color (designation)	Color temperature	Luminous flux
CFL SQUARE 16 W/827 GR8	220 V	16.00 W	16.00 W	0.195 A	1050 lm	1050 lm	1050 lm	2700 K	≥80	LUMILUX INTERNA	2700 K	1050 lm
CFL SQUARE 16 W/835 GR8	220 V	16.00 W	16.00 W	0.195 A	1050 lm	1050 lm	1050 lm	3500 K	≥80	LUMILUX White	3500 K	1050 lm
CFL SQUARE 28 W/827 GR8	220 V	28.00 W	28.00 W	0.32 A	2050 lm	2050 lm	2050 lm	2700 K	≥80	LUMILUX INTERNA	2700 K	2050 lm
CFL SQUARE 28 W/835 GR8	220 V	28.00 W	28.00 W	0.32 A	2050 lm	2050 lm	2050 lm	3500 K	≥80	LUMILUX White	3500 K	2050 lm

Product description	Color rendering index Ra	Dimensions & weight	Lifespan			Additional product data		Certificates & standards
		Overall length	Nominal lamp life time	Rated lamp life time	Service life	Base (standard designation)	Mercury content	Energy consumption
CFL SQUARE 16 W/827 GR8	≥80	138.0 mm	10000 h	10000 h	6000 h	GR8	2.5 mg	20 kWh/1000h
CFL SQUARE 16 W/835 GR8	≥80	138.0 mm	10000 h	10000 h	6000 h	GR8	2.5 mg	20 kWh/1000h
CFL SQUARE 28 W/827 GR8	≥80	205.0 mm	10000 h	10000 h	6000 h	GR8	2.5 mg	34 kWh/1000h
CFL SQUARE 28 W/835 GR8	≥80	205.0 mm	10000 h	10000 h	6000 h	GR8	2.5 mg	34 kWh/1000h

Product description	Country-specific categorizations
	ILCOS
CFL SQUARE 16 W/827 GR8	FSS-16/827-I-GR8
CFL SQUARE 16 W/835 GR8	FSS-16/835-I-GR8
CFL SQUARE 28 W/827 GR8	FSS-28/827-I-GR8
CFL SQUARE 28 W/835 GR8	FSS-28/835-I-GR8



CFL SQUARE 16 W/827 GR8, CFL SQUARE 16 W/835 GR8, CFL SQUARE 28 W/827 GR8, CFL SQUARE 28 W/835 GR8

CFL SQUARE 16 W/827 GR8, CFL SQUARE 28 W/827 GR8

CFL SQUARE 16 W/835 GR8, CFL SQUARE 28 W/835 GR8

EQUIPMENT / ACCESSORIES

- Suitable for operation on conventional control gear

SAFETY ADVICE

In case of lamp breakage: www.ledvance.com/brokenlamp

APPLICATION ADVICE

For more detailed application information and graphics please see product datasheet.

LOGISTICAL DATA

Product code	Packaging unit (Pieces/Unit)	Dimensions (length x width x height)	Gross weight	Volume
4050300816869	Shipping carton box 20	326 mm x 185 mm x 322 mm	2834.00 g	19.42 dm ³
4050300816845	Shipping carton box 20	326 mm x 185 mm x 322 mm	2834.00 g	19.42 dm ³
4050300816920	Shipping carton box 20	457 mm x 251 mm x 389 mm	5772.00 g	44.62 dm ³
4050300816944	Shipping carton box 20	457 mm x 251 mm x 389 mm	5772.00 g	44.62 dm ³

The mentioned product code describes the smallest quantity unit which can be ordered. One shipping unit can contain one or more single products. When placing an order, for the quantity please enter single or multiples of a shipping unit.

DISCLAIMER

Subject to change without notice. Errors and omission excepted. Always make sure to use the most recent release.