

# PRODUCT DATASHEET

## DULUX L 36 W/930 2G11

OSRAM DULUX L LUMILUX DE LUXE | CFLni, with 4-pin 2G11 base for ECG/CCG operation, high color rendering



---

### AREAS OF APPLICATION

- Offices, public buildings
- Shops
- Supermarkets and department stores
- Hotels, restaurants
- Industry

---

### PRODUCT BENEFITS

- Very economical and efficient
- Good quality of light
- Outstanding luminous efficiency
- Long service life
- Improved maintenance

---

### PRODUCT FEATURES

- Short and compact pin-base lamp with double-turn tubes
- Single-ended four-pin plug-in 2G11 base
- Color rendering index  $R_a: \geq 90$
- Average life: 20,000 h (with QUICKTRONIC)



**TECHNICAL DATA**

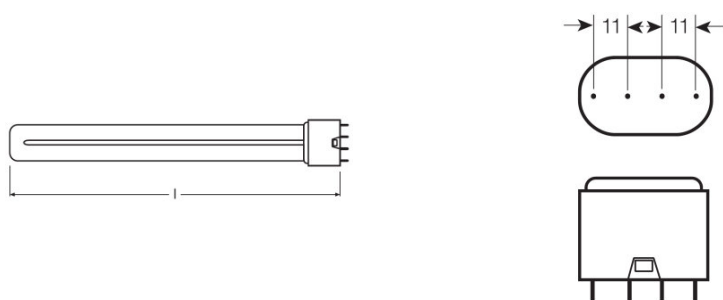
Electrical data

<b>Rated wattage</b>	36.00 W
<b>Nominal wattage</b>	36.00 W

Photometrical data

<b>Nominal luminous flux</b>	2350 lm
<b>Luminous flux at 25 °C</b>	2350 lm
<b>Rated luminous flux</b>	2350 lm
<b>Rated color temperature</b>	3000 K
<b>Color rendering index Ra</b>	≥90
<b>Rated LLMF at 4,000 h</b>	0.85
<b>Rated LLMF at 6,000 h</b>	0.83
<b>Rated LLMF at 8,000 h</b>	0.81
<b>Rated LLMF at 12,000 h</b>	0.79
<b>Rated LLMF at 16,000 h</b>	0.78
<b>Rated LLMF at 20,000 h</b>	0.76
<b>Luminance</b>	2.8 cd/cm <sup>2</sup>
<b>Light color (designation)</b>	LUMILUX DE LUXE Warm White
<b>Color temperature</b>	3000 K
<b>Luminous flux</b>	2350 lm
<b>Color rendering index Ra</b>	≥90

Dimensions & weight



<b>Diameter</b>	17.5 mm
<b>Overall length</b>	408.5 mm
<b>Tube diameter</b>	17.5 mm
<b>Length</b>	411.0 mm
<b>Length with base excl. base pins/connection</b>	411.00 mm

<b>Outer bulb</b>	T16
<b>Maximum diameter</b>	17.0 mm

### Temperatures & operating conditions

<b>Rated ambient temp.w.max.luminous flux</b>	25.0 °C
---	---------

### Lifespan

<b>Nominal lamp life time</b>	20000 h
<b>Rated lamp life time</b>	20000 h
<b>Service life</b>	13000 h
<b>Rated lamp survival factor at 2,000 h</b>	0.99
<b>Rated lamp survival factor at 4,000 h</b>	0.99
<b>Rated lamp survival factor at 6,000 h</b>	0.99
<b>Rated lamp survival factor at 8,000 h</b>	0.99
<b>Rated lamp survival factor at 12,000 h</b>	0.95
<b>Rated lamp survival factor at 16,000 h</b>	0.81
<b>Rated lamp survival factor at 20,000 h</b>	0.50
<b>Operation mode LLMF/LSF</b>	HF
<b>Lifespan</b>	20000 h <sup>1)</sup>

<sup>1)</sup> With preheat ECG

### Additional product data

<b>Base (standard designation)</b>	2G11
<b>Mercury content</b>	2.3 mg
<b>Product remark</b>	For ECG and CCG operation

### Capabilities

<b>Suitable for indoor</b>	Yes
----------------------------	-----

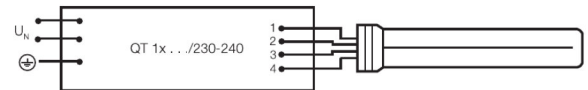
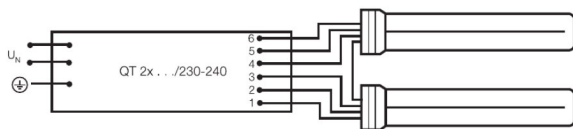
### Certificates & standards

<b>Energy consumption</b>	40 kWh/1000h
<b>Energy efficiency class</b>	A

### Country-specific categorizations

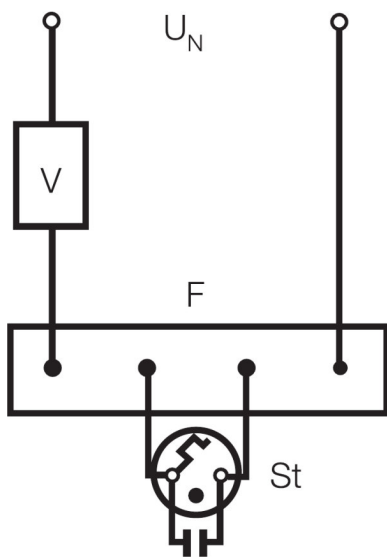
<b>ILCOS</b>	FSD-36/930-E-2G11-43,9/411
--------------	----------------------------

Wiring Diagram



Wiring diagram

Wiring diagram



Wiring diagram

EQUIPMENT / ACCESSORIES

- Suitable for operation on electronic and conventional control gear

---

**SAFETY ADVICE**

In case of lamp breakage: [www.ledvance.com/brokenlamp](http://www.ledvance.com/brokenlamp)

---

**LOGISTICAL DATA**

Product code	Packaging unit (Pieces/Unit)	Dimensions (length x width x height)	Gross weight	Volume
4050300018393	Folding carton box 1	442 mm x 26 mm x 46 mm	131.00 g	0.53 dm <sup>3</sup>
4050300251653	Shipping carton box 10	455 mm x 103 mm x 136 mm	1395.75 g	6.37 dm <sup>3</sup>

The mentioned product code describes the smallest quantity unit which can be ordered. One shipping unit can contain one or more single products. When placing an order, for the quantity please enter single or multiples of a shipping unit.

---

**DISCLAIMER**

Subject to change without notice. Errors and omission excepted. Always make sure to use the most recent release.