

# PRODUCT DATASHEET

## DULUX S/E 9 W/830

OSRAM DULUX S/E | Short CFLni, with 4-pin base for ECG operation



---

### AREAS OF APPLICATION

- Offices, public buildings
- Shops
- Supermarkets and department stores
- Hotels, restaurants

---

### PRODUCT BENEFITS

- Extremely economical
- Good quality of light
- Improved maintenance
- Low power consumption (7 W, 9 W, 11 W)
- Long service life
- Extremely low profile

---

### PRODUCT FEATURES

- Average life: 20,000 h (with QUICKTRONIC)
- Color rendering index  $R_a: \geq 80$
- Dimmable (3...100 %)
- Short and compact pin-base lamps with single-turn tubes
- Single-ended four-pin plug-in 2G7 base
- Operates on battery, solar and AC power with suitable electronic control gear



**TECHNICAL DATA**


Electrical data

|                                     |   |
|-------------------------------------|---|
| Rated lamp efficacy (HF data 25 °C) | Under clarification by authority and standardization body |
| Rated wattage                       | 8.70 W  |
| Nominal wattage                     | 9.00 W  |

Photometrical data

|                           |                    |
|---------------------------|--------------------|
| Nominal luminous flux     | 600 lm             |
| Luminous flux at 25 °C    | 600 lm             |
| Rated luminous flux       | 600 lm             |
| Rated color temperature   | 3000 K             |
| Color rendering index Ra  | ≥80                |
| Rated LLMF at 2,000 h     | 0.90               |
| Rated LLMF at 4,000 h     | 0.86               |
| Rated LLMF at 6,000 h     | 0.84               |
| Rated LLMF at 8,000 h     | 0.81               |
| Rated LLMF at 12,000 h    | 0.79               |
| Rated LLMF at 16,000 h    | 0.78               |
| Rated LLMF at 20,000 h    | 0.76               |
| Light color (designation) | LUMILUX Warm White |
| Color temperature         | 3000 K             |
| Luminous flux             | 600 lm             |
| Color rendering index Ra  | ≥80                |

Dimensions & weight



|   |           |
|---|-----------|
| Overall length                              | 142.0 mm  |
| Length                                      | 144.0 mm  |
| Length acc. to IEC standard                 | 145 mm    |
| Length with base excl. base pins/connection | 144.00 mm |

|                         |         |
|-------------------------|---------|
| <b>Outer bulb</b>       | T12     |
| <b>Maximum diameter</b> | 12.0 mm |

### Lifespan

|   |                       |
|---|-----------------------|
| <b>Nominal lamp life time</b>                 | 20000 h               |
| <b>Rated lamp life time</b>                   | 20000 h               |
| <b>Service life</b>                           | 13000 h <sup>1)</sup> |
| <b>Rated lamp survival factor at 2,000 h</b>  | 0.99                  |
| <b>Rated lamp survival factor at 4,000 h</b>  | 0.99                  |
| <b>Rated lamp survival factor at 6,000 h</b>  | 0.99                  |
| <b>Rated lamp survival factor at 8,000 h</b>  | 0.99                  |
| <b>Rated lamp survival factor at 12,000 h</b> | 0.95                  |
| <b>Rated lamp survival factor at 16,000 h</b> | 0.81                  |
| <b>Rated lamp survival factor at 20,000 h</b> | 0.50                  |
| <b>Operation mode LLMF/LSF</b>                | HF                    |
| <b>Lifespan</b>                               | 20000 h <sup>1)</sup> |

<sup>1)</sup> With preheat ECG

### Additional product data

|                                    |                        |
|------------------------------------|------------------------|
| <b>Base (standard designation)</b> | 2G7                    |
| <b>Mercury content</b>             | 1.3 mg                 |
| <b>Product remark</b>              | For ECG operation only |

### Capabilities

|                 |     |
|-----------------|-----|
| <b>Dimmable</b> | Yes |
|-----------------|-----|

### Certificates & standards

|                                |              |
|--------------------------------|--------------|
| <b>Energy consumption</b>      | 10 kWh/1000h |
| <b>Energy efficiency class</b> | A            |

### Country-specific categorizations

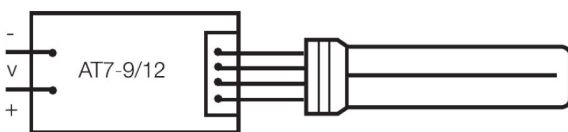
|              |                    |
|--------------|--------------------|
| <b>ILCOS</b> | FSDH-9/830-/P/-2G7 |
|--------------|--------------------|

### Light Distribution

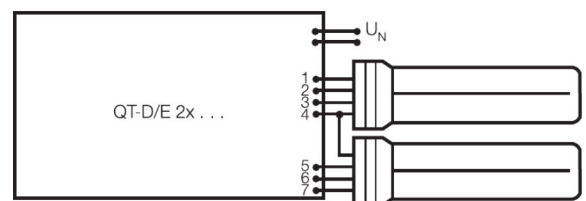


Spectral power distribution

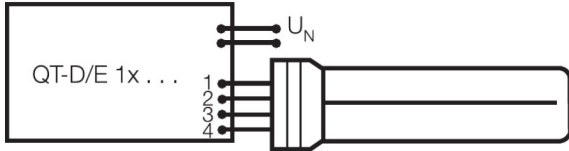
### Wiring Diagram



Wiring diagram



Wiring diagram



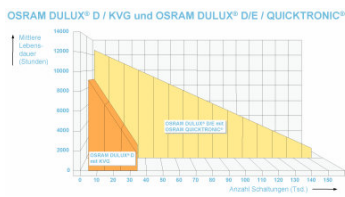
Wiring diagram

### EQUIPMENT / ACCESSORIES

- Suitable for operation on electronic control gear

### SAFETY ADVICE

In case of lamp breakage: [www.ledvance.com/brokenlamp](http://www.ledvance.com/brokenlamp)



Others graphics

### LOGISTICAL DATA

| Product code | Packaging unit (Pieces/Unit) | Dimensions (length x width x height) | Gross weight | Volume |
|--------------|------------------------------|--------------------------------------|--------------|--------|
|--------------|------------------------------|--------------------------------------|--------------|--------|

|               |                           |                          |          |                      |
|---------------|---------------------------|--------------------------|----------|----------------------|
| 4050300589398 | Folding carton box<br>1   | 159 mm x 23 mm x 39 mm   | 38.33 g  | 0.14 dm <sup>3</sup> |
| 4050300589404 | Shipping carton box<br>10 | 106 mm x 159 mm x 126 mm | 378.00 g | 2.12 dm <sup>3</sup> |

The mentioned product code describes the smallest quantity unit which can be ordered. One shipping unit can contain one or more single products. When placing an order, for the quantity please enter single or multiples of a shipping unit.

---

#### DISCLAIMER

Subject to change without notice. Errors and omission excepted. Always make sure to use the most recent release.

## OSRAM DULUX S/E | Short CFLni, with 4-pin base for ECG operation

| Product name      | Product name ECG        | EAN           | Nominal current | Nominal wattage + Power loss | Luminous flux at 25 °C | Number of lighting outlets | EEI – Energy Label |
|-------------------|-------------------------|---------------|-----------------|------------------------------|------------------------|----------------------------|--------------------|
| DULUX S/E 9 W/830 | QT-ECO 1x4-16/220-240 L |               | 0.07 A          | 10.00 W                      | 600 lm                 | 1                          | A3                 |
|                   | QT-ECO 1x4-16/220-240 S | 4050300638584 | 0.07 A          | 10.00 W                      | 600 lm                 | 1                          | A3                 |
|                   | QT-ECO 2x5-11/220-240 S | 4050300821504 | 0.13 A          | 18.00 W                      | 550 lm                 | 2                          | A2 BAT             |
|                   | QTP-D/E 1x10-13         | 4008321181572 | 0.05 A          | 9.50 W                       | 600 lm                 | 1                          |                    |
|                   | QTP-D/E 2x10-13         | 4008321181596 | 0.09 A          | 18.00 W                      | 600 lm                 | 2                          |                    |