

PRODUCT FAMILY DATASHEET

OSRAM DULUX S

Short CFLni, with 2-pin base for CCG operation



AREAS OF APPLICATION

- Ideal for cost-effective creative illumination and decoration
- Offices, public buildings
- Shops
- Supermarkets and department stores
- Hotels, restaurants

PRODUCT BENEFITS

- Extremely economical
- Good quality of light
- Extremely low profile
- Long service life
- Improved maintenance

PRODUCT FEATURES

- Color rendering index $R_a \geq 80$
- Short and compact pin-base lamps with single-turn tubes
- Single-ended two-pin plug-in G23 base

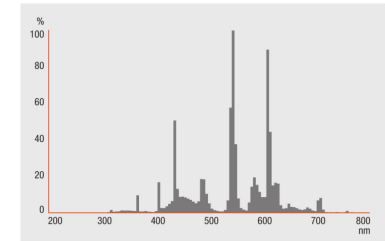
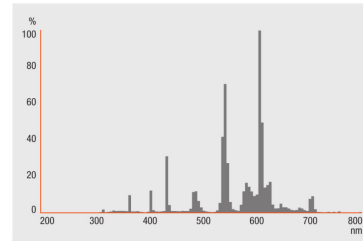
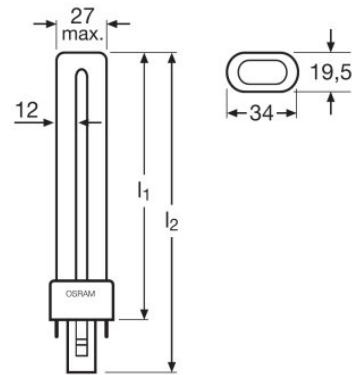
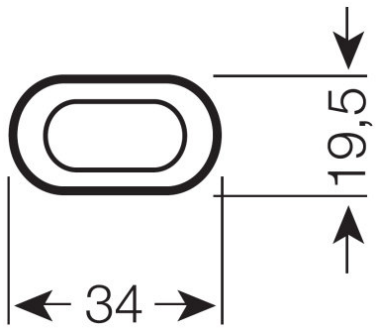


TECHNICAL DATA

Product description	Electrical data			Photometrical data								
	Rated wattage	Nominal wattage	Nominal voltage	Nominal luminous flux	Luminous flux at 25 °C	Rated luminous flux	Color temperature	Color rendering index Ra	Light color (designation)	Color temperature	Luminous flux	Color rendering index Ra
DULUX S 5 W/827	5.40 W	5.00 W		257 lm	250 lm	257 lm	2700 K	≥80	LUMILUX INTERNA	2700 K	257 lm	≥80
DULUX S 5 W/840	5.40 W	5.00 W		250 lm	250 lm	257 lm	4000 K	≥80	LUMILUX Cool White	4000 K	250 lm	≥80
DULUX S 7 W/827	7.10 W	7.00 W		400 lm	400 lm	402 lm	2700 K	≥80	LUMILUX INTERNA	2700 K	400 lm	≥80
DULUX S 7 W/830	7.10 W	7.00 W		400 lm	400 lm	402 lm	3000 K	≥80	LUMILUX Warm White	3000 K	400 lm	≥80
DULUX S 7 W/840	7.10 W	7.00 W		400 lm	400 lm	402 lm	4000 K	≥80	LUMILUX Cool White	4000 K	400 lm	≥80
DULUX S 9 W/827	8.70 W	9.00 W	60 V	600 lm	600 lm	600 lm	2700 K	≥80	LUMILUX INTERNA	2700 K	600 lm	≥80
DULUX S 9 W/830	8.70 W	9.00 W	60 V	600 lm	600 lm	600 lm	3000 K	≥80	LUMILUX Warm White	3000 K	600 lm	≥80
DULUX S 9 W/840	8.70 W	9.00 W		600 lm	600 lm	600 lm	4000 K	≥80	LUMILUX Cool White	4000 K	600 lm	≥80
DULUX S 9 W/865 G23	8.70 W	9.00 W		570 lm	570 lm	570 lm	6500 K	≥80	LUMILUX DE LUXE Cool Daylight	6500 K	570 lm	≥80
DULUX S 11 W/827	11.80 W	11.00 W		900 lm	900 lm	900 lm	2700 K	≥80	LUMILUX INTERNA	2700 K	900 lm	≥80
DULUX S 11 W/830	11.80 W	11.00 W		900 lm	900 lm	900 lm	3000 K	≥80	LUMILUX Warm White	3000 K	900 lm	≥80
DULUX S 11 W/840	11.80 W	11.00 W		900 lm	900 lm	900 lm	4000 K	≥80	LUMILUX Cool White	4000 K	900 lm	≥80

Product description	Dimensions & weight		Lifespan			Additional product data		Certificates & standards
	Overall length	Diameter	Nominal lamp life time	Rated lamp life time	Service life	Base (standard designation)	Mercury content	Energy consumption
DULUX S 5 W/827	106.0 mm		10000 h	10000 h	6500 h	G23	1.3 mg	8 kWh/1000h
DULUX S 5 W/840	106.0 mm		10000 h	10000 h	6500 h	G23	1.3 mg	8 kWh/1000h
DULUX S 7 W/827	135.0 mm		10000 h	10000 h	6500 h	G23	1.3 mg	10 kWh/1000h
DULUX S 7 W/830	135.0 mm		10000 h	10000 h	6500 h	G23	1.3 mg	10 kWh/1000h
DULUX S 7 W/840	135.0 mm		10000 h	10000 h	6500 h	G23	1.3 mg	10 kWh/1000h
DULUX S 9 W/827	165.0 mm	12.0 mm	10000 h	10000 h	6500 h	G23	1.3 mg	12 kWh/1000h
DULUX S 9 W/830	165.0 mm	12.0 mm	10000 h	10000 h	6500 h	G23	1.3 mg	12 kWh/1000h
DULUX S 9 W/840	165.0 mm		10000 h	10000 h	6500 h	G23	1.3 mg	12 kWh/1000h
DULUX S 9 W/865 G23	165.0 mm		10000 h	10000 h	6500 h	G23	1.3 mg	12 kWh/1000h
DULUX S 11 W/827	235.0 mm		10000 h	10000 h	6500 h	G23	1.3 mg	15 kWh/1000h
DULUX S 11 W/830	235.0 mm		10000 h	10000 h	6500 h	G23	1.3 mg	15 kWh/1000h
DULUX S 11 W/840	235.0 mm		10000 h	10000 h	6500 h	G23	1.3 mg	15 kWh/1000h

Product description	Country-specific categorizations
	ILCOS
DULUX S 5 W/827	FSD-5/827-I-G23
DULUX S 5 W/840	FSD-5/840-I-G23
DULUX S 7 W/827	FSD-7/827-I-G23
DULUX S 7 W/830	FSD-7/830-I-G23
DULUX S 7 W/840	FSD-7/840-I-G23
DULUX S 9 W/827	FSD-9/827-I-G23
DULUX S 9 W/830	FSD-9/830-I-G23
DULUX S 9 W/840	FSD-9/840-I-G23
DULUX S 9 W/865 G23	FSD-9/865-I-G23
DULUX S 11 W/827	FSD-11/827-I-G23
DULUX S 11 W/830	FSD-11/830-I-G23
DULUX S 11 W/840	FSD-11/840-I-G23

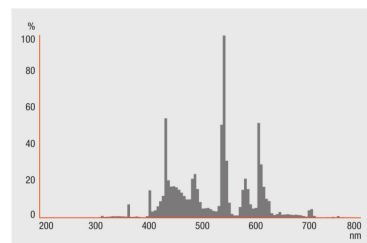
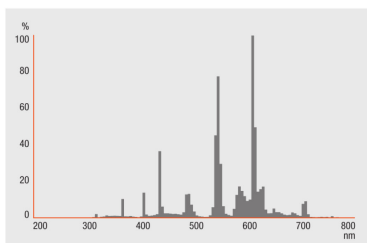


DULUX S 5 W/827, DULUX S 5 W/840,
 DULUX S 7 W/827, DULUX S 7 W/830,
 DULUX S 7 W/840, DULUX S 9 W/827,
 DULUX S 9 W/830, DULUX S 9 W/840,
 DULUX S 11 W/827, DULUX S 11 W/830,
 DULUX S 11 W/840

DULUX S 9 W/865 G23

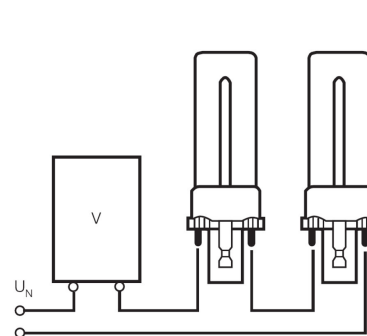
DULUX S 5 W/827, DULUX S 7 W/827,
 DULUX S 9 W/827, DULUX S 11 W/827

DULUX S 5 W/840, DULUX S 7 W/840,
 DULUX S 9 W/840, DULUX S 11 W/840

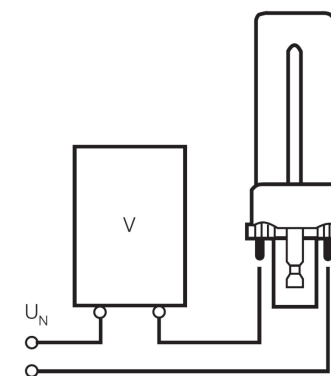


DULUX S 7 W/830, DULUX S 9 W/830,
DULUX S 11 W/830

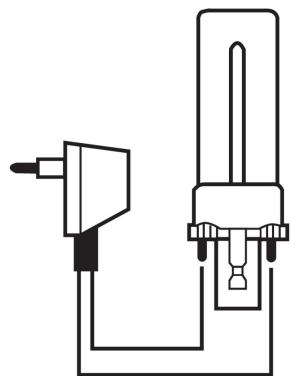
DULUX S 9 W/865 G23



DULUX S 5 W/827, DULUX S 5 W/840,
DULUX S 7 W/827, DULUX S 7 W/830,
DULUX S 7 W/840, DULUX S 9 W/827,
DULUX S 9 W/830, DULUX S 9 W/840



DULUX S 5 W/827, DULUX S 5 W/840,
DULUX S 7 W/827, DULUX S 7 W/830,
DULUX S 7 W/840, DULUX S 9 W/827,
DULUX S 9 W/830, DULUX S 9 W/840,
DULUX S 11 W/827, DULUX S 11 W/830,
DULUX S 11 W/840



DULUX S 5 W/840, DULUX S 7 W/827,
 DULUX S 7 W/830, DULUX S 7 W/840,
 DULUX S 9 W/827, DULUX S 9 W/830,
 DULUX S 9 W/840, DULUX S 11 W/827,
 DULUX S 11 W/830, DULUX S 11 W/840

EQUIPMENT / ACCESSORIES

- Suitable for operation on conventional control gear

APPLICATION ADVICE

For more detailed application information and graphics please see product datasheet.

LOGISTICAL DATA

Product code	Packaging unit (Pieces/Unit)	Dimensions (length x width x height)	Gross weight	Volume
4050300315065	Shipping carton box 10	96 mm x 125 mm x 111 mm	299.00 g	1.33 dm ³

Product code	Packaging unit (Pieces/Unit)	Dimensions (length x width x height)	Gross weight	Volume
4050300240862	Shipping carton box 10	95 mm x 128 mm x 113 mm	299.00 g	1.37 dm ³
4008321908766	Shipping carton box 10	134 mm x 126 mm x 100 mm	347.00 g	1.69 dm ³
4050300229744	Shipping carton box 10	156 mm x 209 mm x 121 mm	440.00 g	3.95 dm ³
4050300257990	Shipping carton box 10	127 mm x 148 mm x 83 mm	351.00 g	1.56 dm ³
4050300240886	Shipping carton box 10	135 mm x 140 mm x 82 mm	347.00 g	1.55 dm ³
4008321908773	Shipping carton box 10	136 mm x 174 mm x 82 mm	421.00 g	1.94 dm ³
4050300229805	Shipping carton box 10	262 mm x 101 mm x 121 mm	499.00 g	3.20 dm ³
4050300229829	Shipping carton box 50	241 mm x 183 mm x 191 mm	1920.00 g	8.42 dm ³
4050300258003	Shipping carton box 10	114 mm x 173 mm x 112 mm	418.00 g	2.21 dm ³
4050300422640	Shipping carton box 50	241 mm x 191 mm x 183 mm	1920.00 g	8.42 dm ³
4050300240947	Shipping carton box 10	113 mm x 163 mm x 126 mm	410.00 g	2.32 dm ³
4050300355337	Shipping carton box 50	241 mm x 183 mm x 191 mm	1920.00 g	8.42 dm ³
4008321908780	Shipping carton box 10	251 mm x 125 mm x 109 mm	535.00 g	3.42 dm ³
4050300229867	Shipping carton box 10	387 mm x 101 mm x 121 mm	662.00 g	4.73 dm ³
4050300258010	Shipping carton box 10	85 mm x 126 mm x 250 mm	546.77 g	2.68 dm ³
4050300239507	Shipping carton box 10	219 mm x 133 mm x 111 mm	536.00 g	3.23 dm ³

Product code	Packaging unit (Pieces/Unit)	Dimensions (length x width x height)	Gross weight	Volume
--------------	------------------------------	--------------------------------------	--------------	--------

The mentioned product code describes the smallest quantity unit which can be ordered. One shipping unit can contain one or more single products. When placing an order, for the quantity please enter single or multiples of a shipping unit.

DISCLAIMER

Subject to change without notice. Errors and omission excepted. Always make sure to use the most recent release.