

PRODUCT DATASHEET

DULUX T/E CONSTANT 26 W/830

OSRAM DULUX T/E CONSTANT | CFLni, 3 tubes, with 4-pin base for ECG operation, Constant



AREAS OF APPLICATION

- Street and city lighting
- Industrial lighting
- Hot luminaires
- Locations with special thermal requirements
- Outdoor applications only in suitable luminaires

PRODUCT BENEFITS

- Very economical
- Excellent luminous flux at high and low ambient temperatures
- Good quality of light
- Long service life
- Improved maintenance

PRODUCT FEATURES

- Average life: 20,000 h (with QUICKTRONIC)
- Color rendering index $R_a \geq 80$
- Luminous flux > 90 % in a temperature range from +10...+70 °C
- Dimmable (3...100 %)
- Short and compact pin-base lamp with triple-turn tubes
- Single-ended four-pin plug-in GX24q base with shortened base casing



TECHNICAL DATA

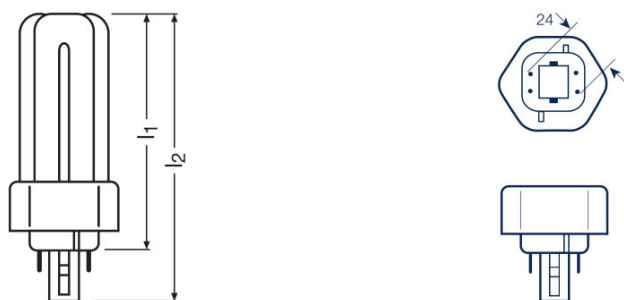
Electrical data

Rated lamp efficacy (HF data 25 °C)	Under clarification by authority and standardization body
Rated wattage	26.50 W
Nominal wattage	26.00 W

Photometrical data

Nominal luminous flux	1800 lm
Luminous flux at 25 °C	1800 lm
Rated luminous flux	1800 lm
Rated color temperature	3000 K
Color rendering index Ra	≥80
Rated LLMF at 2,000 h	0.90
Rated LLMF at 4,000 h	0.84
Rated LLMF at 6,000 h	0.83
Rated LLMF at 8,000 h	0.81
Rated LLMF at 12,000 h	0.79
Rated LLMF at 16,000 h	0.78
Rated LLMF at 20,000 h	0.77
Light color (designation)	LUMILUX Warm White
Color temperature	3000 K
Luminous flux	1800 lm
Color rendering index Ra	≥80

Dimensions & weight



Diameter	12.0 mm
Overall length	126.0 mm
Length	128.0 mm
Length acc. to IEC standard	130 mm

Length with base excl. base pins/connection	112.00 mm
Outer bulb	T12X3
Maximum diameter	12.0 mm

Lifespan

Nominal lamp life time	20000 h
Rated lamp life time	20000 h
Service life	13000 h
Rated lamp survival factor at 2,000 h	0.99
Rated lamp survival factor at 4,000 h	0.99
Rated lamp survival factor at 6,000 h	0.99
Rated lamp survival factor at 8,000 h	0.99
Rated lamp survival factor at 12,000 h	0.95
Rated lamp survival factor at 16,000 h	0.81
Rated lamp survival factor at 20,000 h	0.50
Operation mode LLMF/LSF	HF
Lifespan	20000 h ¹⁾

¹⁾ With preheat ECG

Additional product data

Base (standard designation)	GX24q-3
Mercury content	2.0 mg
Product remark	Available on request/For ECG operation only

Capabilities

Dimmable	Yes
-----------------	-----

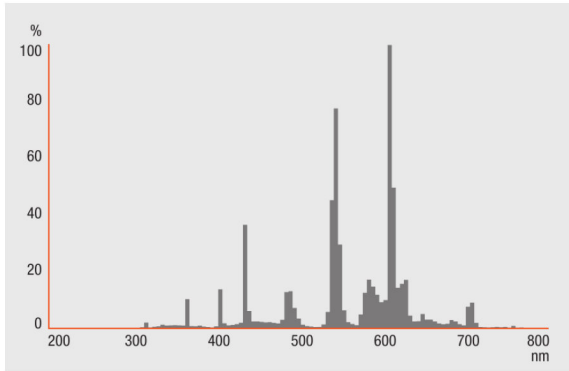
Certificates & standards

Energy consumption	30 kWh/1000h
Energy efficiency class	A

Country-specific categorizations

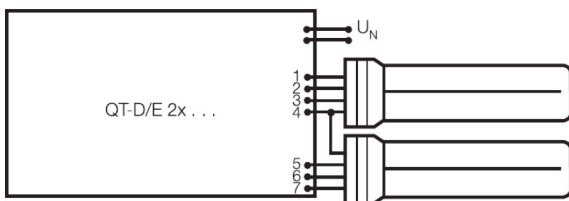
ILCOS	FSMH//L//H-26/830-/P/-GX24q-3
--------------	-------------------------------

Light Distribution

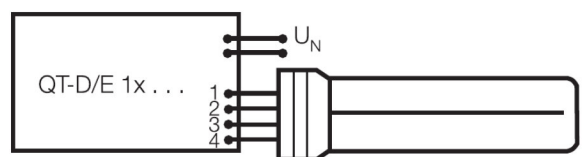


Spectral power distribution

Wiring Diagram



Wiring diagram



Wiring diagram

EQUIPMENT / ACCESSORIES

- Suitable for operation on electronic control gear

SAFETY ADVICE

In case of lamp breakage: www.ledvance.com/brokenlamp

LOGISTICAL DATA

Product code	Packaging unit (Pieces/Unit)	Dimensions (length x width x height)	Gross weight	Volume
4050300425467	Folding carton box 1	144 mm x 46 mm x 49 mm	74.00 g	0.32 dm ³
4050300425474	Shipping carton box 10	218 mm x 151 mm x 159 mm	853.00 g	5.23 dm ³

The mentioned product code describes the smallest quantity unit which can be ordered. One shipping unit can contain one or more single products. When placing an order, for the quantity please enter single or multiples of a shipping unit.

DISCLAIMER

Subject to change without notice. Errors and omission excepted. Always make sure to use the most recent release.

OSRAM DULUX T/E CONSTANT | CFLni, 3 tubes, with 4-pin base for ECG operation, Constant

Product name	Product name ECG	EAN	Nominal current	Nominal wattage + Power loss	Luminous flux at 25 °C	Number of lighting outlets
DULUX T/E CONSTANT 26 W/830	QTi DALI-T/E 1x18-57 DIM	4008321060808	0.13 A	29.00 W	1800 lm	1
	QTi DALI-T/E 2x18-42 DIM	4008321060822	0.25 A	56.00 W	1800 lm	2
	QTi-T/E 1x18-57 DIM	4008321060860	0.13 A	29.00 W	1800 lm	1
	QTi-T/E 2x18-42 DIM	4008321060846	0.25 A	56.00 W	1800 lm	2
	QT-M 2x26-42/220-240 S	4008321110022	0.23 A	54.00 W	1800 lm	2
	QTP-M 1x26-42	4008321329134	0.12 A	27.00 W	1750 lm	1
	QTP-M 2x26-32	4008321329158	0.24 A	53.00 W	1750 lm	2
	QTP-T/E 1x26-42, (2x26)	4008321537089	0.13 A	28.00 W	1750 lm	1
	QTP-T/E (1x26-42), 2x26	4008321537089	0.24 A	54.00 W	1750 lm	2