

PRODUCT FAMILY DATASHEET

OSRAM DULUX T/E PLUS

CFLni, 3 tubes, with 4-pin base for ECG operation



AREAS OF APPLICATION

- Offices, public buildings
- Shops
- Supermarkets and department stores
- Hotels, restaurants
- Industrial lighting

PRODUCT BENEFITS

- Extremely economical
- Good quality of light
- Excellent luminous flux
- Long service life
- Improved maintenance
- OSRAM System+ Guarantee in combination with OSRAM QUICKTRONIC ECG

PRODUCT FEATURES

- Average life: 20,000 h (with QUICKTRONIC)
- Color rendering index $R_a: \geq 80$
- Dimmable (3...100 %)
- Short and compact pin-base lamp with triple-turn tubes
- Single-ended four-pin plug-in GX24q base with shortened base casing



TECHNICAL DATA

Product description	Electrical data				Photometrical data						
	Rated lamp efficacy (HF data 25 °C)	Rated wattage	Nominal wattage	Nominal voltage	Nominal luminous flux	Luminous flux at 25 °C	Rated luminous flux	Color temperature	Color rendering index Ra	Light color (designation)	Color temperature
DULUX T/E PLUS 13 W/827	Under clarification by authority and standardization body	13.00 W	13.00 W		900 lm	900 lm	900 lm	2700 K	≥80	LUMILUX INTERNA	2700 K
DULUX T/E PLUS 13 W/830	Under clarification by authority and standardization body	13.00 W	13.00 W		900 lm	900 lm	900 lm	3000 K	≥80	LUMILUX Warm White	3000 K
DULUX T/E PLUS 13 W/840	Under clarification by authority and standardization body	13.00 W	13.00 W		900 lm	900 lm	900 lm	4000 K	≥80	LUMILUX Cool White	4000 K
DULUX T/E PLUS 18 W/827 ¹⁾	Under clarification by authority and standardization body	18.00 W	18.00 W	100 V	1200 lm	1200 lm	1200 lm	2700 K	≥80	LUMILUX INTERNA	2700 K
DULUX T/E PLUS 18 W/830 ¹⁾	Under clarification by authority and standardization body	18.00 W	18.00 W	100 V	1200 lm	1200 lm	1200 lm	3000 K	≥80	LUMILUX Warm White	3000 K
DULUX T/E PLUS 18 W/840 ¹⁾	Under clarification by authority and standardization body	18.00 W	18.00 W	100 V	1200 lm	1200 lm	1200 lm	4000 K	≥80	LUMILUX Cool White	4000 K
DULUX T/E PLUS 26 W/827 ¹⁾	Under clarification by authority and standardization body	26.50 W	26.00 W		1800 lm	1800 lm	1800 lm	2700 K	≥80	LUMILUX INTERNA	2700 K
DULUX T/E PLUS 26 W/830 ¹⁾	Under clarification by authority and standardization body	26.50 W	26.00 W		1800 lm	1800 lm	1800 lm	3000 K	≥80	LUMILUX Warm White	3000 K

Product description	Electrical data				Photometrical data						
	Rated lamp efficacy (HF data 25 °C)	Rated wattage	Nominal wattage	Nominal voltage	Nominal luminous flux	Luminous flux at 25 °C	Rated luminous flux	Color temperature	Color rendering index Ra	Light color (designation)	Color temperature
DULUX T/E PLUS 26 W/840 ¹⁾	Under clarification by authority and standardization body	26.50 W	26.00 W		1800 lm	1800 lm	1800 lm	4000 K	≥80	LUMILUX Cool White	4000 K
DULUX T/E PLUS 32 W/827 ¹⁾	Under clarification by authority and standardization body	32.00 W	32.00 W	100 V	2400 lm	2400 lm	2400 lm	2700 K	≥80	LUMILUX INTERNA	2700 K
DULUX T/E PLUS 32 W/830 ¹⁾	Under clarification by authority and standardization body	32.00 W	32.00 W	100 V	2400 lm	2400 lm	2400 lm	3000 K	≥80	LUMILUX Warm White	3000 K
DULUX T/E PLUS 32 W/840 ¹⁾	Under clarification by authority and standardization body	32.00 W	32.00 W	100 V	2400 lm	2400 lm	2400 lm	4000 K	≥80	LUMILUX Cool White	4000 K
DULUX T/E PLUS 42 W/827 ¹⁾	Under clarification by authority and standardization body	43.00 W	42.00 W	135 V	3200 lm	3200 lm	3200 lm	2700 K	≥80	LUMILUX INTERNA	2700 K
DULUX T/E PLUS 42 W/830 ¹⁾	74 lm/W	43.00 W	42.00 W	135 V	3200 lm	3200 lm	3200 lm	3000 K	≥80	LUMILUX Warm White	3000 K
DULUX T/E PLUS 42 W/840 ¹⁾	74 lm/W	43.00 W	42.00 W	135 V	3200 lm	3200 lm	3200 lm	4000 K	≥80	LUMILUX Cool White	4000 K

Product description	Dimensions & weight				Lifespan			Additional product data		Capabilities
	Luminous flux	Color rendering index Ra	Diameter	Overall length	Nominal lamp life time	Rated lamp life time	Service life	Base (standard designation)	Mercury content	Dimmable
DULUX T/E PLUS 13 W/827	900 lm	≥80	11.0 mm	104.0 mm	20000 h	20000 h	13000 h ²⁾	GX24q-1	1.7 mg	Yes
DULUX T/E PLUS 13 W/830	900 lm	≥80	11.0 mm	104.0 mm	20000 h	20000 h	13000 h ²⁾	GX24q-1	1.7 mg	Yes
DULUX T/E PLUS 13 W/840	900 lm	≥80	11.0 mm	104.0 mm	20000 h	20000 h	13000 h ²⁾	GX24q-1	1.7 mg	Yes

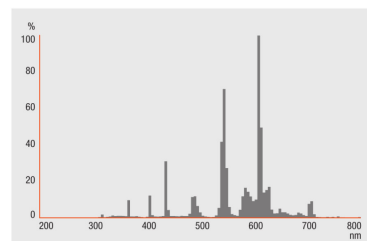
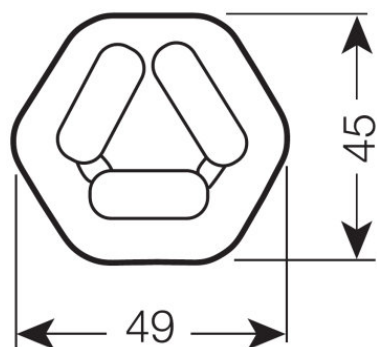
Product description	Luminous flux	Color rendering index Ra	Dimensions & weight		Lifespan			Additional product data		Capabilities
			Diameter	Overall length	Nominal lamp life time	Rated lamp life time	Service life	Base (standard designation)	Mercury content	Dimmable
DULUX T/E PLUS 18 W/827 ¹⁾	1200 lm	≥80	12.0 mm	115.0 mm	20000 h	20000 h	13000 h	GX24q-2	1.7 mg	Yes
DULUX T/E PLUS 18 W/830 ¹⁾	1200 lm	≥80	12.0 mm	115.0 mm	20000 h	20000 h	13000 h	GX24q-2	1.7 mg	Yes
DULUX T/E PLUS 18 W/840 ¹⁾	1200 lm	≥80	12.0 mm	115.0 mm	20000 h	20000 h	13000 h	GX24q-2	1.7 mg	Yes
DULUX T/E PLUS 26 W/827 ¹⁾	1800 lm	≥80	12.0 mm	130.0 mm	20000 h	20000 h	13000 h ²⁾	GX24q-3	1.7 mg	Yes
DULUX T/E PLUS 26 W/830 ¹⁾	1800 lm	≥80	12.0 mm	130.0 mm	20000 h	20000 h	13000 h ²⁾	GX24q-3	1.7 mg	Yes
DULUX T/E PLUS 26 W/840 ¹⁾	1800 lm	≥80	12.0 mm	130.0 mm	20000 h	20000 h	13000 h ²⁾	GX24q-3	1.7 mg	Yes
DULUX T/E PLUS 32 W/827 ¹⁾	2400 lm	≥80	12.0 mm	146.0 mm	20000 h	20000 h	13000 h ²⁾	GX24q-3	1.7 mg	Yes
DULUX T/E PLUS 32 W/830 ¹⁾	2400 lm	≥80	12.0 mm	146.0 mm	20000 h	20000 h	13000 h ²⁾	GX24q-3	1.7 mg	Yes
DULUX T/E PLUS 32 W/840 ¹⁾	2400 lm	≥80	12.0 mm	146.0 mm	20000 h	20000 h	13000 h ²⁾	GX24q-3	1.7 mg	Yes
DULUX T/E PLUS 42 W/827 ¹⁾	3200 lm	≥80	12.0 mm	167.0 mm	20000 h	20000 h	13000 h	GX24q-4	1.7 mg	Yes
DULUX T/E PLUS 42 W/830 ¹⁾	3200 lm	≥80	12.0 mm	167.0 mm	20000 h	20000 h	13000 h	GX24q-4	1.7 mg	Yes
DULUX T/E PLUS 42 W/840 ¹⁾	3200 lm	≥80	12.0 mm	167.0 mm	20000 h	20000 h	13000 h	GX24q-4	1.7 mg	Yes

Product description	Certificates & standards	Country-specific categorizations
	Energy consumption	ILCOS
DULUX T/E PLUS 13 W/827	15 kWh/1000h	FSMH-13/827-/P/-GX24q-1
DULUX T/E PLUS 13 W/830	15 kWh/1000h	FSMH-13/830-/P/-GX24q-1
DULUX T/E PLUS 13 W/840	15 kWh/1000h	FSMH-13/840-/P/-GX24q-1
DULUX T/E PLUS 18 W/827 ¹⁾	20 kWh/1000h	FSMH-18/827-/P/-GX24q-2
DULUX T/E PLUS 18 W/830 ¹⁾	20 kWh/1000h	FSMH-18/830-/P/-GX24q-2
DULUX T/E PLUS 18 W/840 ¹⁾	20 kWh/1000h	FSMH-18/840-/P/-GX24q-2
DULUX T/E PLUS 26 W/827 ¹⁾	30 kWh/1000h	FSMH-26/827-/P/-GX24q-3
DULUX T/E PLUS 26 W/830 ¹⁾	30 kWh/1000h	FSMH-26/830-/P/-GX24q-3
DULUX T/E PLUS 26 W/840 ¹⁾	30 kWh/1000h	FSMH-26/840-/P/-GX24q-3
DULUX T/E PLUS 32 W/827 ¹⁾	36 kWh/1000h	FSMH-32/827-/P/-GX24q-3
DULUX T/E PLUS 32 W/830 ¹⁾	36 kWh/1000h	FSMH-32/830-/P/-GX24q-3
DULUX T/E PLUS 32 W/840 ¹⁾	36 kWh/1000h	FSMH-32/840-/P/-GX24q-3
DULUX T/E PLUS 42 W/827 ¹⁾	48 kWh/1000h	FSMH-42/827-/P/-GX24q-4

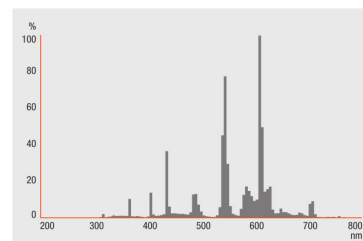
Product description	Certificates & standards	Country-specific categorizations
	Energy consumption	ILCOS
DULUX T/E PLUS 42 W/830 ¹⁾	48 kWh/1000h	FSMH-42/830-/P/-GX24q-4
DULUX T/E PLUS 42 W/840 ¹⁾	48 kWh/1000h	FSMH-42/840-/P/-GX24q-4

¹⁾ For ECG operation only

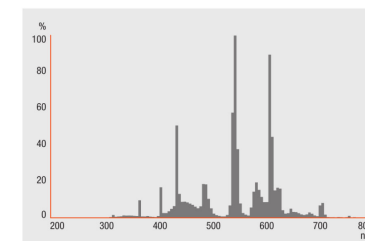
²⁾ With preheat ECG



DULUX T/E PLUS 13 W/827, DULUX T/E PLUS 18 W/827, DULUX T/E PLUS 26 W/827, DULUX T/E PLUS 32 W/827, DULUX T/E PLUS 42 W/827

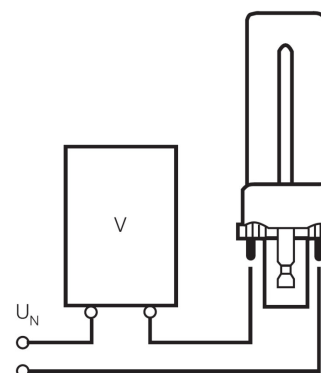
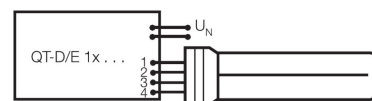
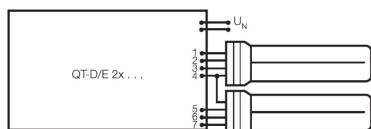


DULUX T/E PLUS 13 W/830, DULUX T/E PLUS 18 W/830, DULUX T/E PLUS 26 W/830, DULUX T/E PLUS 32 W/830, DULUX T/E PLUS 42 W/830



DULUX T/E PLUS 13 W/840, DULUX T/E PLUS 18 W/840, DULUX T/E PLUS 26 W/840, DULUX T/E PLUS 32 W/840, DULUX T/E PLUS 42 W/840

DULUX T/E PLUS 13 W/827, DULUX T/E PLUS 13 W/830, DULUX T/E PLUS 13 W/840, DULUX T/E PLUS 18 W/827, DULUX T/E PLUS 18 W/830, DULUX T/E PLUS 18 W/840, DULUX T/E PLUS 26 W/827, DULUX T/E PLUS 26 W/830, DULUX T/E PLUS 26 W/840, DULUX T/E PLUS 32 W/827, DULUX T/E PLUS 32 W/830, DULUX T/E PLUS 32 W/840, DULUX T/E PLUS 42 W/827, DULUX T/E PLUS 42 W/830, DULUX T/E PLUS 42 W/840



DULUX T/E PLUS 13 W/827, DULUX T/E PLUS 13 W/830, DULUX T/E PLUS 13 W/840, DULUX T/E PLUS 18 W/827, DULUX T/E PLUS 18 W/830, DULUX T/E PLUS 18 W/840, DULUX T/E PLUS 26 W/827, DULUX T/E PLUS 26 W/830, DULUX T/E PLUS 26 W/840, DULUX T/E PLUS 32 W/827, DULUX T/E PLUS 32 W/830, DULUX T/E PLUS 32 W/840

DULUX T/E PLUS 13 W/827, DULUX T/E PLUS 13 W/830, DULUX T/E PLUS 13 W/840, DULUX T/E PLUS 18 W/827, DULUX T/E PLUS 18 W/830, DULUX T/E PLUS 18 W/840, DULUX T/E PLUS 26 W/827, DULUX T/E PLUS 26 W/830, DULUX T/E PLUS 26 W/840, DULUX T/E PLUS 32 W/827, DULUX T/E PLUS 32 W/830, DULUX T/E PLUS 32 W/840, DULUX T/E PLUS 42 W/827, DULUX T/E PLUS 42 W/830, DULUX T/E PLUS 42 W/840

DULUX T/E PLUS 13 W/827, DULUX T/E PLUS 13 W/830, DULUX T/E PLUS 13 W/840, DULUX T/E PLUS 18 W/827, DULUX T/E PLUS 18 W/830, DULUX T/E PLUS 18 W/840, DULUX T/E PLUS 26 W/840

EQUIPMENT / ACCESSORIES

- Suitable for operation on electronic control gear

SAFETY ADVICE

In case of lamp breakage: www.ledvance.com/brokenlamp

APPLICATION ADVICE

For more detailed application information and graphics please see product datasheet.

LOGISTICAL DATA

Product code	Packaging unit (Pieces/Unit)	Dimensions (length x width x height)	Gross weight	Volume
4050300447018	Shipping carton box 10	260 mm x 133 mm x 107 mm	714.00 g	3.70 dm ³
4050300446998	Shipping carton box 10	256 mm x 134 mm x 107 mm	680.00 g	3.67 dm ³
4050300446974	Shipping carton box 10	256 mm x 129 mm x 114 mm	754.50 g	3.76 dm ³
4050300342276	Shipping carton box 10	229 mm x 145 mm x 142 mm	743.00 g	4.72 dm ³
4050300342252	Shipping carton box 10	256 mm x 141 mm x 108 mm	743.00 g	3.90 dm ³
4050300342238	Shipping carton box 10	260 mm x 143 mm x 106 mm	777.00 g	3.94 dm ³
4050300342337	Shipping carton box 10	256 mm x 159 mm x 103 mm	844.00 g	4.19 dm ³
4050300342313	Shipping carton box 10	240 mm x 149 mm x 139 mm	827.00 g	4.97 dm ³
4050300342290	Shipping carton box 10	260 mm x 159 mm x 116 mm	853.00 g	4.80 dm ³
4050300348612	Shipping carton box 10	256 mm x 169 mm x 104 mm	901.00 g	4.50 dm ³
4050300348599	Shipping carton box 10	227 mm x 153 mm x 148 mm	901.00 g	5.14 dm ³
4050300348575	Shipping carton box 10	240 mm x 172 mm x 125 mm	911.00 g	5.16 dm ³
4050300425672	Shipping carton box 10	256 mm x 151 mm x 147 mm	1172.33 g	5.68 dm ³

Product code	Packaging unit (Pieces/Unit)	Dimensions (length x width x height)	Gross weight	Volume
4050300425658	Shipping carton box 10	218 mm x 191 mm x 140 mm	999.00 g	5.83 dm ³
4050300425634	Shipping carton box 10	222 mm x 191 mm x 139 mm	999.00 g	5.89 dm ³

The mentioned product code describes the smallest quantity unit which can be ordered. One shipping unit can contain one or more single products. When placing an order, for the quantity please enter single or multiples of a shipping unit.

DISCLAIMER

Subject to change without notice. Errors and omission excepted. Always make sure to use the most recent release.