

PRODUCT DATASHEET

DULUX T/E PLUS 13 W/827

OSRAM DULUX T/E PLUS | CFLni, 3 tubes, with 4-pin base for ECG operation



AREAS OF APPLICATION

- Offices, public buildings
- Shops
- Supermarkets and department stores
- Hotels, restaurants
- Industrial lighting

PRODUCT BENEFITS

- Extremely economical
- Good quality of light
- Excellent luminous flux
- Long service life
- Improved maintenance
- OSRAM System+ Guarantee in combination with OSRAM QUICKTRONIC ECG

PRODUCT FEATURES

- Average life: 20,000 h (with QUICKTRONIC)
- Color rendering index $R_a: \geq 80$
- Dimmable (3...100 %)
- Short and compact pin-base lamp with triple-turn tubes
- Single-ended four-pin plug-in GX24q base with shortened base casing



TECHNICAL DATA

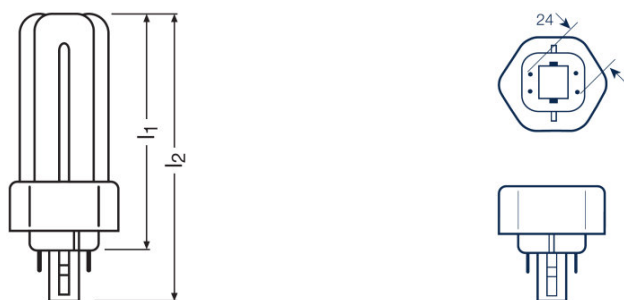
Electrical data

Rated lamp efficacy (HF data 25 °C)	Under clarification by authority and standardization body
Rated wattage	13.00 W
Nominal wattage	13.00 W

Photometrical data

Nominal luminous flux	900 lm
Luminous flux at 25 °C	900 lm
Rated luminous flux	900 lm
Rated color temperature	2700 K
Color rendering index Ra	≥80
Rated LLMF at 2,000 h	0.90
Rated LLMF at 4,000 h	0.84
Rated LLMF at 6,000 h	0.83
Rated LLMF at 8,000 h	0.81
Rated LLMF at 12,000 h	0.79
Rated LLMF at 16,000 h	0.78
Rated LLMF at 20,000 h	0.77
Light color (designation)	LUMILUX INTERNA
Color temperature	2700 K
Luminous flux	900 lm
Color rendering index Ra	≥80

Dimensions & weight



Diameter	11.0 mm
Overall length	104.0 mm
Length	106.0 mm
Length acc. to IEC standard	90 mm

Length with base excl. base pins/connection	90.00 mm
Outer bulb	T12X3
Maximum diameter	12.0 mm

Lifespan

Nominal lamp life time	20000 h
Rated lamp life time	20000 h
Service life	13000 h ¹⁾
Rated lamp survival factor at 2,000 h	0.99
Rated lamp survival factor at 4,000 h	0.99
Rated lamp survival factor at 6,000 h	0.99
Rated lamp survival factor at 8,000 h	0.99
Rated lamp survival factor at 12,000 h	0.95
Rated lamp survival factor at 16,000 h	0.81
Rated lamp survival factor at 20,000 h	0.50
Operation mode LLMF/LSF	HF
Lifespan	20000 h ¹⁾

¹⁾ With preheat ECG

Additional product data

Base (standard designation)	GX24q-1
Mercury content	1.7 mg

Capabilities

Dimmable	Yes
-----------------	-----

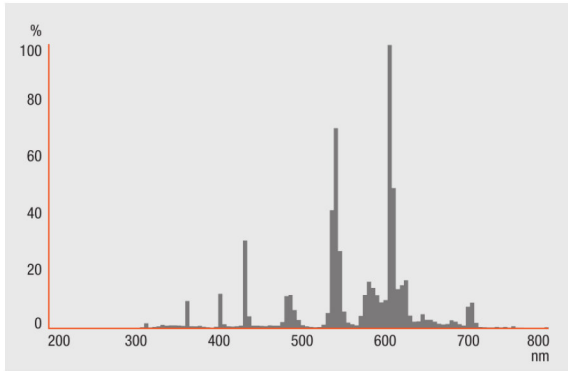
Certificates & standards

Energy consumption	15 kWh/1000h
Energy efficiency class	A

Country-specific categorizations

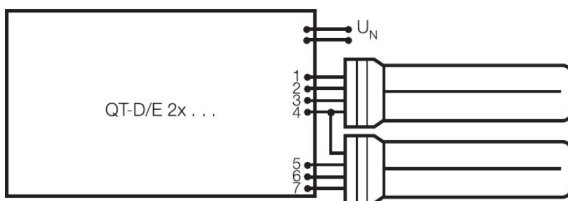
ILCOS	FSMH-13/827-/P/-GX24q-1
--------------	-------------------------

Light Distribution

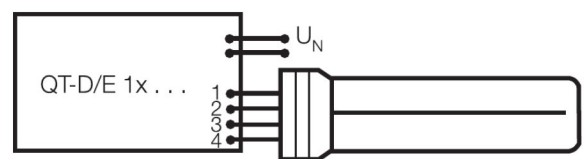


Spectral power distribution

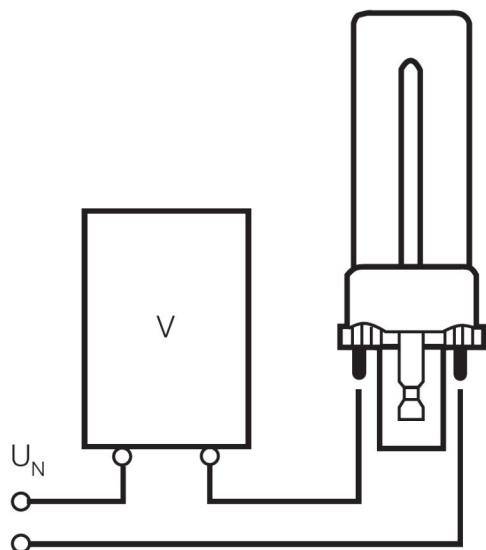
Wiring Diagram



Wiring diagram



Wiring diagram



Wiring diagram

EQUIPMENT / ACCESSORIES

- Suitable for operation on electronic control gear

SAFETY ADVICE

In case of lamp breakage: www.ledvance.com/brokenlamp

LOGISTICAL DATA

Product code	Packaging unit (Pieces/Unit)	Dimensions (length x width x height)	Gross weight	Volume
4050300447001	Folding carton box 1	121 mm x 46 mm x 49 mm	61.00 g	0.27 dm ³
4050300447018	Shipping carton box 10	260 mm x 133 mm x 107 mm	714.00 g	3.70 dm ³

The mentioned product code describes the smallest quantity unit which can be ordered. One shipping unit can contain one or more single products. When placing an order, for the quantity please enter single or multiples of a shipping unit.

DISCLAIMER

Subject to change without notice. Errors and omission excepted. Always make sure to use the most recent release.

OSRAM DULUX T/E PLUS | CFLni, 3 tubes, with 4-pin base for ECG operation

Product name	Product name ECG	EAN	Nominal current	Nominal wattage + Power loss	Luminous flux at 25 °C	Number of lighting outlets	EEI – Energy Label
DULUX T/E PLUS 13 W/827	QT-ECO 1x4-16/220-240 L		0.10 A	14.00 W	800 lm	1	A2
	QT-ECO 1x4-16/220-240 S	4050300638584	0.10 A	14.00 W	800 lm	1	A2
	QTP-D/E 1x10-13	4008321181572	0.07 A	15.00 W	900 lm	1	
	QTP-D/E 2x10-13	4008321181596	0.13 A	29.00 W	900 lm	2	