

PRODUCT FAMILY DATASHEET

OSRAM DULUX T PLUS

CFLni, 3 tubes, with 2-pin base for CCG operation



AREAS OF APPLICATION

- Offices, public buildings
- Shops
- Supermarkets and department stores
- Hotels, restaurants
- Industrial lighting

PRODUCT BENEFITS

- Very economical
- Good quality of light
- Excellent luminous flux
- Long service life
- Improved maintenance

PRODUCT FEATURES

- Average life: 10,000 h
- Color rendering index $R_a \geq 80$
- Short and compact pin-base lamp with triple-turn tubes
- Single-ended two-pin plug-in GX24d base



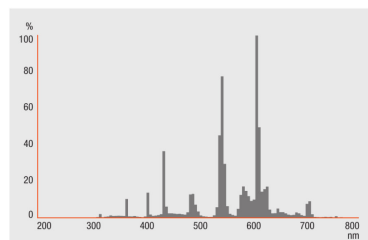
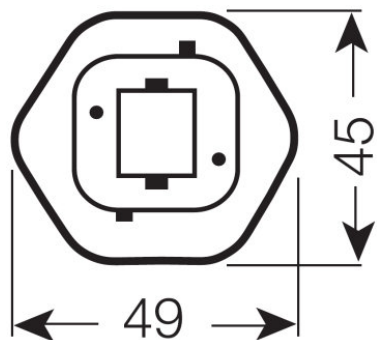
TECHNICAL DATA

Product description	Electrical data			Photometrical data								
	Rated wattage	Nominal wattage	Nominal voltage	Nominal luminous flux	Luminous flux at 25 °C	Rated luminous flux	Color temperature	Color rendering index Ra	Light color (designation)	Color temperature	Luminous flux	Color rendering index Ra
DULUX T PLUS 13 W/830	13.00 W	13.00 W		900 lm	900 lm	900 lm	3000 K	≥80	LUMILUX Warm White	3000 K	900 lm	≥80
DULUX T PLUS 13 W/840	13.00 W	13.00 W		900 lm	900 lm	900 lm	4000 K	≥80	LUMILUX Cool White	4000 K	900 lm	≥80
DULUX T PLUS 18 W/827 ¹⁾	18.00 W	18.00 W	100 V	1200 lm	1200 lm	1200 lm	2700 K	≥80	LUMILUX INTERNA	2700 K	1200 lm	≥80
DULUX T PLUS 18 W/830 ¹⁾	18.00 W	18.00 W	100 V	1200 lm	1200 lm	1200 lm	3000 K	≥80	LUMILUX Warm White	3000 K	1200 lm	≥80
DULUX T PLUS 18 W/840 ¹⁾	18.00 W	18.00 W	100 V	1200 lm	1200 lm	1200 lm	4000 K	≥80	LUMILUX Cool White	4000 K	1200 lm	≥80
DULUX T PLUS 26 W/827	26.50 W	26.00 W		1800 lm	1800 lm	1800 lm	2700 K	≥80	LUMILUX INTERNA	2700 K	1800 lm	≥80
DULUX T PLUS 26 W/830	26.50 W	26.00 W		1800 lm	1800 lm	1800 lm	3000 K	≥80	LUMILUX Warm White	3000 K	1800 lm	≥80
DULUX T PLUS 26 W/840	26.50 W	26.00 W		1800 lm	1800 lm	1800 lm	4000 K	≥80	LUMILUX Cool White	4000 K	1800 lm	≥80

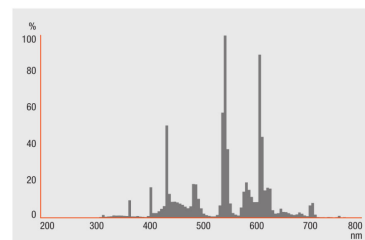
Product description	Dimensions & weight		Lifespan			Additional product data		Certificates & standards
	Diameter	Overall length	Nominal lamp life time	Rated lamp life time	Service life	Base (standard designation)	Mercury content	Energy consumption
DULUX T PLUS 13 W/830	11.0 mm	111.0 mm	10000 h	10000 h		GX24d-1	1.7 mg	17 kWh/1000h
DULUX T PLUS 13 W/840	11.0 mm	111.0 mm	10000 h	10000 h		GX24d-1	1.7 mg	17 kWh/1000h
DULUX T PLUS 18 W/827 ¹⁾	12.0 mm	122.0 mm	10000 h	10000 h	6500 h	GX24d-2	1.7 mg	23 kWh/1000h
DULUX T PLUS 18 W/830 ¹⁾	12.0 mm	122.0 mm	10000 h	10000 h	6500 h	GX24d-2	1.7 mg	23 kWh/1000h
DULUX T PLUS 18 W/840 ¹⁾	12.0 mm	122.0 mm	10000 h	10000 h	6500 h	GX24d-2	1.7 mg	23 kWh/1000h
DULUX T PLUS 26 W/827	11.0 mm	137.0 mm	10000 h	10000 h	6500 h	GX24d-3	1.7 mg	32 kWh/1000h
DULUX T PLUS 26 W/830	11.0 mm	137.0 mm	10000 h	10000 h	6500 h	GX24d-3	1.7 mg	32 kWh/1000h
DULUX T PLUS 26 W/840	11.0 mm	137.0 mm	10000 h	10000 h	6500 h	GX24d-3	1.7 mg	32 kWh/1000h

Product description	Country-specific categorizations
	ILCOS
DULUX T PLUS 13 W/830	FSM-13/830-I-GX24d-1
DULUX T PLUS 13 W/840	FSM-13/840-I-GX24d-1
DULUX T PLUS 18 W/827 ¹⁾	FSM-18/827-I-GX24d-2
DULUX T PLUS 18 W/830 ¹⁾	FSM-18/830-I-GX24d-2
DULUX T PLUS 18 W/840 ¹⁾	FSM-18/840-I-GX24d-2
DULUX T PLUS 26 W/827	FSM-26/827-I-GX24d-3
DULUX T PLUS 26 W/830	FSM-26/830-I-GX24d-3
DULUX T PLUS 26 W/840	FSM-26/840-I-G2X4d-3

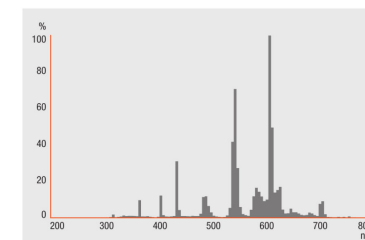
¹⁾ Suitable only for operation with 0.22 A control gear



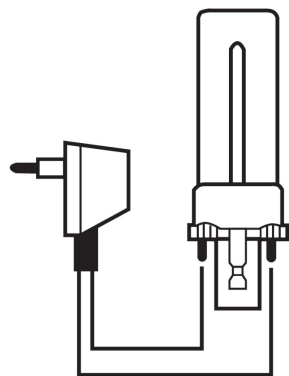
DULUX T PLUS 13 W/830, DULUX T PLUS 13 W/840, DULUX T PLUS 18 W/830, DULUX T PLUS 18 W/840



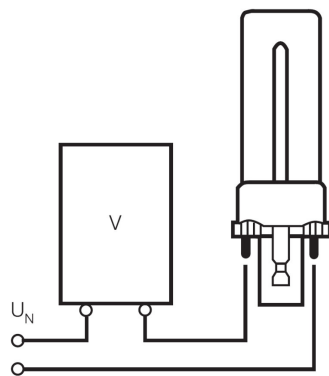
DULUX T PLUS 13 W/840, DULUX T PLUS 18 W/840, DULUX T PLUS 26 W/830



DULUX T PLUS 18 W/827, DULUX T PLUS 26 W/827



DULUX T PLUS 13 W/830, DULUX T PLUS 13 W/840



DULUX T PLUS 18 W/827, DULUX T PLUS 18 W/830, DULUX T PLUS 18 W/840, DULUX T PLUS 26 W/827, DULUX T PLUS 26 W/830, DULUX T PLUS 26 W/840

EQUIPMENT / ACCESSORIES

- Suitable for operation on conventional control gear
- Suitable for 0.22 A control gear only (DULUX T 18 W PLUS)

SAFETY ADVICE

In case of lamp breakage: www.ledvance.com/brokenlamp

APPLICATION ADVICE

For more detailed application information and graphics please see product datasheet.

LOGISTICAL DATA

Product code	Packaging unit (Pieces/Unit)	Dimensions (length x width x height)	Gross weight	Volume
4050300446936	Shipping carton box 10	256 mm x 139 mm x 104 mm	710.00 g	3.70 dm ³
4050300446912	Shipping carton box 10	181 mm x 139 mm x 182 mm	781.50 g	4.58 dm ³
4050300333519	Shipping carton box 10	240 mm x 128 mm x 123 mm	832.00 g	3.78 dm ³
4050300333496	Shipping carton box 10	240 mm x 135 mm x 114 mm	832.00 g	3.69 dm ³
4050300333472	Shipping carton box 10	256 mm x 141 mm x 119 mm	773.00 g	4.30 dm ³
4050300342092	Shipping carton box 10	256 mm x 161 mm x 103 mm	874.00 g	4.25 dm ³
4050300342078	Shipping carton box 10	228 mm x 161 mm x 128 mm	874.00 g	4.70 dm ³
4050300342054	Shipping carton box 10	240 mm x 155 mm x 125 mm	907.00 g	4.65 dm ³

The mentioned product code describes the smallest quantity unit which can be ordered. One shipping unit can contain one or more single products. When placing an order, for the quantity please enter single or multiples of a shipping unit.

DISCLAIMER

Subject to change without notice. Errors and omission excepted. Always make sure to use the most recent release.