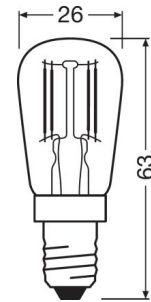


















P SPC.T26 25 2.8 W/6500K E14



Product code 4058075133426

	E14
	63.0 mm
	26.0 mm
	–
W	2.80 W
lm	250 lm
	200 lm
	–
	250 lm
	–
cd	–
K	6500 K
COLOUR	Cool Daylight
R_a	≥80
t [h]	10000 h
	No
V	220...240 V
Hz	50/60 Hz

	100000
	320.00 °
	< 0.50 s
	< 0.5 s
	-20...+40 °C
Hg	0.0 mg
	A++
	3 kWh/1000h

