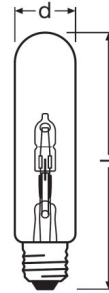


















1906 HAL TUBE 20 W 230 V E27



EAN 4052899971356

	E27
	150,0 mm
	36,0 mm
	–
W	20,00 W
lm	235 lm
	–
	–
	235 lm
	–
cd	–
K	2700 K
COLOUR	Warm White
R_a	100
t [h]	2000 h
	Ja
V	230 V
Hz	–

	50000 ¹⁾
	–
	0,00 s
	0,0 s
	–
Hg	0,0 mg
	D
	20 kWh/1000h



¹⁾ Bei 1 min ein / 3 min aus