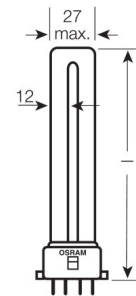


















DULUX S/E 11 W/830



Product code 4050300589374

	2G7
	214.0 mm
	–
	–
W	11.00 W
lm	900 lm
	–
	–
	900 lm
	900 lm
cd	–
K	3000 K
COLOUR	LUMILUX Warm White
R_a	≥80
t [h]	20000 h
	Yes
V	–
Hz	–

	–
	–
	–
	–
	–
Hg	1.3 mg
	A
	13 kWh/1000h

