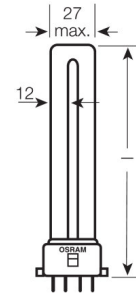


















## DULUX S/E 11 W/840



Product code 4050300020181

	2G7
	214.0 mm
	–
	–
<b>W</b>	11.00 W
<b>lm</b>	900 lm
	–
	–
	900 lm
	900 lm
<b>cd</b>	–
<b>K</b>	4000 K
<b>COLOUR</b>	LUMILUX Cool White
<b>R<sub>a</sub></b>	≥80
<b>t [h]</b>	20000 h
	Yes
<b>V</b>	–
<b>Hz</b>	–

	–
	–
	–
	–
	–
<b>Hg</b>	1.3 mg
	A
	13 kWh/1000h

