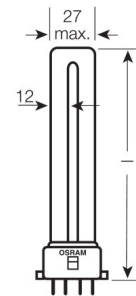


















DULUX S/E 7 W/840



Product code 4050300020167

	2G7
	114.0 mm
	–
	–
W	7.10 W
lm	400 lm
	–
	–
	400 lm
	400 lm
cd	–
K	4000 K
COLOUR	LUMILUX Cool White
R_a	≥80
t [h]	20000 h
	Yes
V	–
Hz	–

	–
	–
	–
	–
	–
Hg	1.3 mg
	A
	8 kWh/1000h

