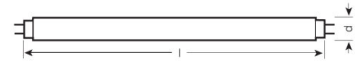




























## L SA 20 W/640



EAN 4050300018195

	G13
	590,0 mm
	38,0 mm
	–
	20,00 W
	1200 lm
	–
	–
	1200 lm
	1200 lm
	–
	4000 K
	Cold White
	≥60
	7500 h
	–
	–
	–

	–
	–
	–
	–
	–
	3,0 mg
	B
	25 kWh/1000h

