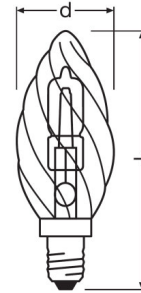


















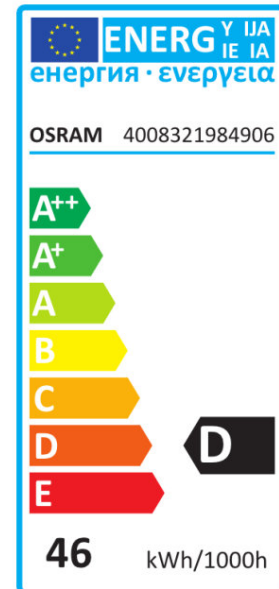
HAL CL BW 46 W 230 V E14



EAN 4008321984906

	E14
	97,0 mm
	35,0 mm
	–
W	46,00 W
lm	700 lm
	–
	–
	700 lm
	–
cd	–
K	2700 K
COLOUR	Warm White
R_a	100
t [h]	2000 h
	Ja
V	230 V
Hz	–

	50000 ¹⁾
	–
	0,00 s
	0,0 s
	–
Hg	0,0 mg
	D
	46 kWh/1000h



¹⁾ Bei 1 min ein / 3 min aus