




























L 6 W/830



EAN 4008321959874

	G5
	212,0 mm
	16,0 mm
	–
	6,00 W
	300 lm
	–
	–
	300 lm
	300 lm
	–
	3000 K
	LUMILUX Warm White
	≥80
	10000 h
	–
	–
	–

	–
	–
	–
	–
	–
	2,5 mg
	A
	7 kWh/1000h

