


















L 16 W/830 ES



Product code 4008321955791

	G13
	590.0 mm
	26.0 mm
	–
W	16.00 W
lm	1100 lm
	–
	–
	1100 lm
	1050 lm
cd	–
K	3000 K
COLOUR	LUMILUX Warm White
R_a	≥80
t [h]	20000 h
	–
V	90 V
Hz	–

	–
	–
	–
	–
	–
Hg	2.5 mg
	A
	20 kWh/1000h

