

PRODUCT DATASHEET

DOWNLIGHT LED 150 14 W 3000 K WT

LEDVANCE DOWNLIGHT LED | LED downlight luminaires



AREAS OF APPLICATION

- Direct replacement for luminaires with compact fluorescent lamps
- General illumination
- Public areas
- Stairways
- Corridors
- Foyers
- Shops

PRODUCT BENEFITS

- High luminous efficacy
- Direct replacement for compact fluorescent lamp downlights
- Energy savings up to 60 % (compared to luminaires that use CFL lamps)
- Very homogenous light
- Functional design
- Easy installation with fast connection
- External driver for extended flexibility (compatible with selected DALI drivers)

PRODUCT FEATURES

- Diameter of required ceiling cut-out: 150 mm or 200 mm (depending on version)
- Type of protection: IP20



TECHNICAL DATA

Electrical data

Nominal wattage	14.00 W
Operating mode	Electronic control gear (ECG)
Nominal voltage	220...240 V
Power factor λ	>0.90
Mains frequency	50/60 Hz

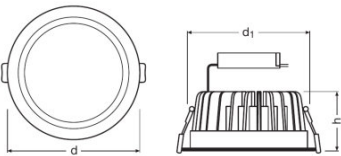
Photometrical data

Color temperature	3000 K
Luminous flux	1310 lm
Luminous efficacy	90 lm/W
Standard deviation of color matching	≤6 sdc _m
Light color (designation)	Warm White
Color rendering index Ra	>80

Light technical data

Beam angle	95 °
------------	------

Dimensions & weight



Diameter	160.0 mm
Height	59.5 mm
Product weight	623.00 g
Mounting diameter	150 mm

Colors & materials

Body material	Aluminum
Housing color	White
Product color	White

Cover material	Polymethylmethacrylate (PMMA)
-----------------------	-------------------------------

Temperatures & operating conditions

Ambient temperature range	-20...45 °C
----------------------------------	-------------

Lifespan

Lifespan L70 at 25 °C	50000 h
Lifespan L80 at 25 °C	40000 h
Lifespan L90 at 25 °C	20000 h
Number of switching cycles	100000

Additional product data

Mounting type	Recessed
Mounting location	Ceiling
Recommended control gear	OTi DALI 15/220...240/1A0 LT2 (EAN: 4052899324879)
Recommended cable clamp	Style F (EAN: 4052899325555)

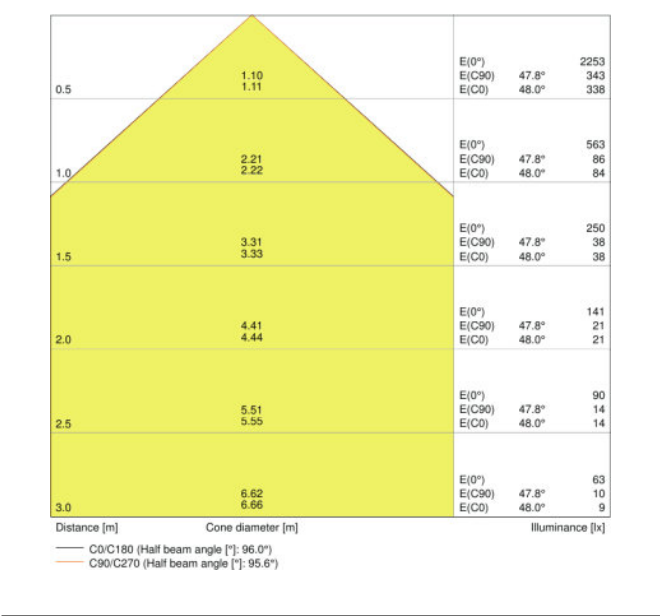
Capabilities

Dimmable	No
Type of connection	Terminal, 2-pin
LED module replaceable	Not replaceable

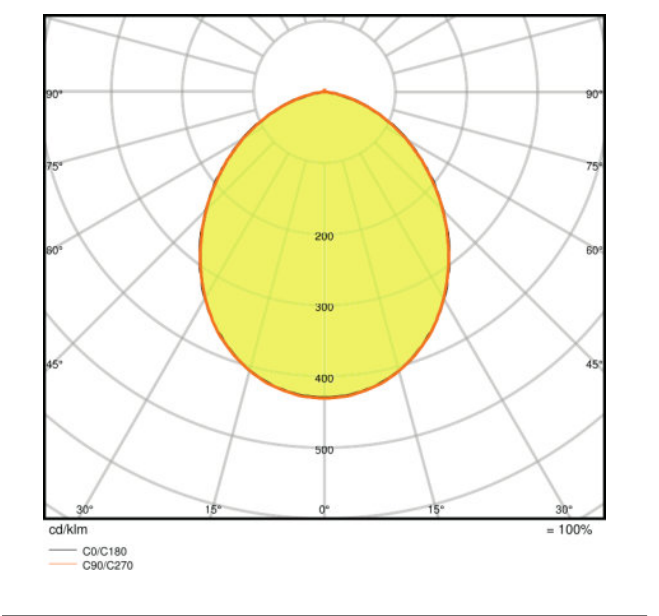
Certificates & standards

Protection class IK (shock resistance)	IK02
Photobiological safety group	RG 0
Protection class	II
Type of protection	IP20
Standards	CE/CB/TÜV SÜD/EAC/RoHS

Light Distribution



LDC typ cone



LDC typ polar

LOGISTICAL DATA

Product code	Product description	Packaging unit (Pieces/Unit)	Dimensions (length x width x height)	Volume	Gross weight
4058075000001	DOWNLIGHT LED 150 14 W 3000 K WT	Shipping carton box 18	545 mm x 370 mm x 345 mm	69.57 dm ³	14181.00 g

The mentioned product code describes the smallest quantity unit which can be ordered. One shipping unit can contain one or more single products. When placing an order, for the quantity please enter single or multiples of a shipping unit.

REFERENCES / LINKS

For Guarantee see
▶ www.ledvance.com/guarantee

DISCLAIMER

Subject to change without notice. Errors and omission excepted. Always make sure to use the most recent release.