

LEDVANCE.COM



LEDVANCE



FLOODLIGHT AREA GEN 2

EFFICIENT BRIGHT COVERAGE

POWERED THROUGH
OUR ROBUST RANGE

FLOODLIGHT AREA GEN 2

ILLUMINATE WITH PURPOSE

**ENGINEERED FOR PERFORMANCE –
DESIGNED FOR DURABILITY**

The FLOODLIGHT AREA GEN 2 range, available in different sizes, is the smart choice for outdoor lighting in logistics centres, industrial areas, car parks and small sports facilities. Delivering up to 150 lm/W, it combines high efficiency with robust design for reliable performance in demanding environments.

The universal asymmetric beam angle ($48^\circ \times 85^\circ$) ensures precise, glare-free illumination while limiting light spill. Designed for durability, the luminaire features IP66 and IK08* ratings, C4 corrosion resistance and reliable operation from -30°C to $+50^\circ\text{C}$. A breather valve and enhanced water stop strain relief further extend service life.

The flexible, angled bracket with wide rotation enables easy and accurate installation across varied mounting scenarios. The flat tempered glass cover ensures safe operation with zero upward light output (ULOR 0 % at 0°).

BREAKDOWN OF THE MAIN FLOODLIGHT AREA GEN 2 BENEFITS

- 1 **Breather membrane with silicone sealing** ring prevents water buildup and condensation, protecting electrical components for an extended lifetime
- 2 **Adjustable luminous flux:** easily select high or low brightness using the dip switch under the protective cap. A silicone seal maintains watertightness
- 3 **Flat tempered glass cover,** allowing safe illumination without light pollution (ULOR 0 % at 0°)
- 4 **Flexible, angled bracket** with wide rotation area for broad application fit
- 5 **100 % recycled aluminium** used for frame and housing



TURN OLD INTO NEW

The FLOODLIGHT AREA GEN 2 is part of our NATURELOOP initiative and features 100 % recycled aluminium in both housing and frame. This reduces environmental impact while still ensuring full performance – for more sustainable outdoor area lighting.



FLEXIBILITY THROUGH SELECTABLE OUTPUT

Thanks to integrated MULTI LUMEN functionality, the luminous flux can be easily adjusted via a dip switch. This allows on-site adaptation, simplifies planning and reduces stock complexity – all with one luminaire.



OPTIMISING ILLUMINATION IN LOGISTICS PARKS

Combining the large and small sizes results in the FLOODLIGHT AREA GEN 2 being well suited for illuminating loading areas in logistics parks.



EFFICIENT LIGHTING FOR SPORTS FACILITIES

Small municipal sports facilities such as padel tennis courts can be ideally illuminated thanks to the asymmetric beam angle.

WOULD YOU LIKE MORE INFORMATION?

Visit our website to discover more technical details on the product range.
[ledvance.com/FL-AREA](https://www.ledvance.com/FL-AREA)



- + HIGH EFFICIENCY:** up to 150 lm/W for maximum energy savings
- + ASYMMETRIC BEAM (48° × 85°):** glare-free, targeted illumination for outdoor areas and sports surfaces
- + MULTI LUMEN FUNCTION:** adjustable brightness levels via dip switch to suit specific needs
- + ROBUST AND WEATHER-RESISTANT:** IP66, IK08*, C4 corrosion class, -30 to +50 °C, 6 kV surge protection

* 16 and 32W have IK07

ABOUT LEDVANCE























With business activities in over 140 countries, LEDVANCE is one of the world’s leading general lighting companies. Emerging from OSRAM’s general lighting division, LEDVANCE’s portfolio includes LED lamps and luminaires, intelligent lighting products, traditional lamps and renewable energy solutions.
#POWERTHROUGHLIGHT



LEDVANCE GmbH
Parking 1 – 5
85748 Garching
Germany

FLOODLIGHT AREA GEN 2



Product name	EAN (GTIN)	Replacement for	W	lm	lm/w	K	L80 ¹	°C	L x W x H [mm] Ø x H [mm]	Light No.
FLOODLIGHT WITH LENS BASED LIGHT DISTRIBUTION WITH UP TO 150 LM/W			          							
FL AREA V 16W ML 830 A48X85 BK	4099854 427145	160W HAL	16/11	1850/1300	116/118	3000	75000	48 x 85	157 x 141 x 38	1
FL AREA V 16W ML 840 A48X85 BK	4099854 427169	160W HAL	16/11	2000/1400	125/127	4000	75000	48 x 85	157 x 141 x 38	1
FL AREA V 32W ML 830 A48X85 BK	4099854 427183	400W HAL	32/22	4200/3000	131/136	3000	75000	48 x 85	201 x 179 x 43	2
FL AREA V 32W ML 840 A48X85 BK	4099854 427206	400W HAL	32/22	4500/3250	141/148	4000	75000	48 x 85	201 x 179 x 43	2
FLOODLIGHT WITH LENS BASED LIGHT DISTRIBUTION WITH UP TO 150 LM/W			          							
FL AREA V 50W ML 830 A48X85 BK	4099854 427220	750W HAL	50/36	6500/4900	130/136	3000	75000	48 x 85	236 x 267 x 52	3
FL AREA V 50W ML 840 A48X85 BK	4099854 427305	750W HAL	50/36	7000/5250	140/146	4000	75000	48 x 85	236 x 267 x 52	3
FL AREA V 67W ML 830 A48X85 BK	4099854 427336	1000W HAL	67/54	9300/7700	139/143	3000	75000	48 x 85	266 x 343 x 55	4
FL AREA V 67W ML 840 A48X85 BK	4099854 427381	1000W HAL	67/54	10000/8250	149/153	4000	75000	48 x 85	266 x 343 x 55	4
FL AREA V 100W ML 830 A48X85 BK	4099854 427428	2000W HAL	100/81	14000/11600	140/143	3000	75000	48 x 85	294 x 376 x 58	5
FL AREA V 100W ML 840 A48X85 BK	4099854 427459	2000W HAL	100/81	15000/12500	150/154	4000	75000	48 x 85	294 x 376 x 58	5
FL AREA V 133W ML 830 A48X85 BK	4099854 427527	2500 W HAL	133/115	18600/16250	140/141	3000	75000	48 x 85	329 x 409 x 61	6
FL AREA V 133W ML 840 A48X85 BK	4099854 427558	2500 W HAL	133/115	20000/17500	150/152	4000	75000	48 x 85	329 x 409 x 61	6

¹ t[h]: L70/B50 @ 25 °C (T_a), t[h]: L80/B10 @ 25 °C (T_a), t[h]: L90/B10 @ 25 °C (T_a) | ² Refer to www.ledvance.com/guarantee for precise conditions