

LEDVANCE Luminaires

CCT SELECTABLE DOWNLIGHT GIMBAL

PERFORMANCE CLASS

Application

The LEDVANCE PERFORMANCE CLASS CCT Selectable Downlight Gimbal is a new generation of slim luminaires oriented to provide accent lighting, thanks to its narrow beam angle (45°). Offering energy savings up to 88% and excellent high color rendering (CRI 90), you may select the preferred brightness thanks to its phase-cut dimming which ranges from 10% to 100%. This luminaire is designed for residential, hospitality, retail or any low bay application.

Benefits and Features

- Modern styling and slim form provide an update from traditional designs
- Phase-cut dimmable
- High color rendering (CRI >90)
- Beam angle 45°
- Tilting lenses 90°
- Up to 79 LPW
- 5 CCT selectable
- Offered in 7, 9 or 13 watts
- Uniform, glare free illumination
- Wet rated
- Energy savings up to 88%

Electrical

- 120VAC
- Power Factor >0.9

Rated Life

- 50,000 hours (L₇₀)

Warranty

- 5-year
- NLB Trusted Warranty Program

Operating Temperature

- -4°F to +104°F (-20°C to +40°C)

Certifications and Listings

- cETLus
- RoHS
- FCC
- T24
- IC rated



Wattage Comparison

Traditional Source	Traditional System Wattage	LED System Wattage	Energy Savings
Fluorescent	60W	7W	Up to 88%
Fluorescent	65W	9W	Up to 86%
Fluorescent	75W	13W	Up to 83%

Installation

- Suitable for use in closets, compliant with NFPA 70, NEC section 410.16 (A)(3) and 410.16 (C)(5)
- Hardwired remote driver
- Ceiling cut out sizes:
 - 3": 3.3" (85mm)
 - 4": 4" (102mm)
 - 5": 5" (128mm)
 - Max. ceiling thickness: 1.5" (35mm)
- FT4 Rated cable



Specification Data

Catalog #	Type
Project	
Comments	
Prepared by	

Ordering Guide

LEDRT	X	G	XXXX	SC3	BL
Product Name	Size	Lamp Type	Lumens	Selectable Color Temperature	Color/Finish
LEDRT = LED	3 = 3in	G = Gimbal	500 = 500lm	2700K, 3000K, 3500K, 4000K or 5000K	BL = Black
Retrofit Downlight	4 = 4in		600 = 600lm		
	6 = 6in		950 = 950lm		

Ordering Information

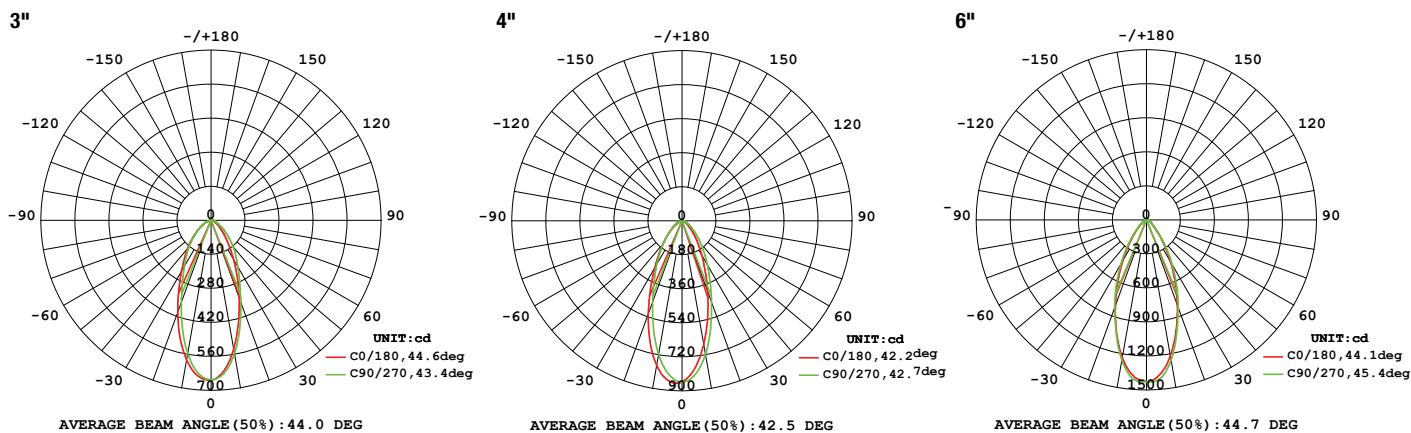
Item Number	Ordering Abbreviation	Power (W)	Input Voltage (V)	Base Type	Replaces	Average Rated Life (hrs.)	CCT	Total Lumens (lm)	CRI	Power Factor	Bulb Finish	Finish	T24
65794	LEDRT3G500SC3BL	7	120	Hardwire	60W	50,000	2700/3000/3500/4000/5000K	500	>90	>90	Frosted	Black	Yes
65795	LEDRT4G600SC3BL	9	120	Hardwire	65W	50,000	2700/3000/3500/4000/5000K	600	>90	>90	Frosted	Black	Yes
65796	LEDRT6G950SC3BL	13	120	Hardwire	75W	50,000	2700/3000/3500/4000/5000K	950	>90	>90	Frosted	Black	Yes

Energy Savings

Basic Product Description	LED Life (hrs)	LED Lumens	Similar Incandescent	Incandescent Lumens	Watts Saved	Energy Savings*	LED Life vs Incandescent
LEDRT3G500SC3BL	50,000	500lm	2000	600	53	\$292	25x
LEDRT4G600SC3BL	50,000	600lm	2000	700	56	\$308	25x
LEDRT6G950SC3BL	50,000	950lm	2000	900	62	\$341	25x

*Energy savings over life of lamp calculated at \$0.11/kWh

Photometric Information

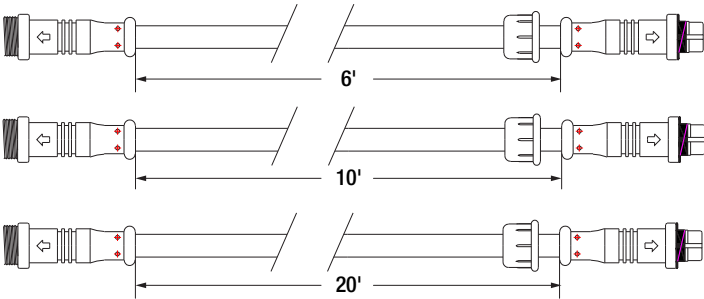


Accessories

Item Number	Ordering Abbreviation	Length	Width
60898*	LEDMD6FTG2EXCBLWH	6ft	—
60899*	LEDMD10FTG2EXCBLWH	10ft	—
60900*	LEDMD20FTG2EXCBLWH	20ft	—
62959	LEDSLIMMDFRAME	20.72" (526mm)	9.65" (245mm)
63743	MDFRAME1A	17.91" (455mm)	14.37" (365mm)

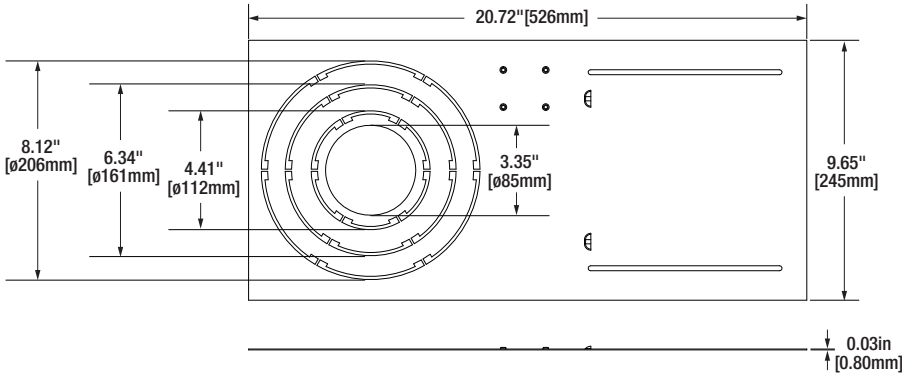

*Extension cables are FT4 Rated

Extension Cables

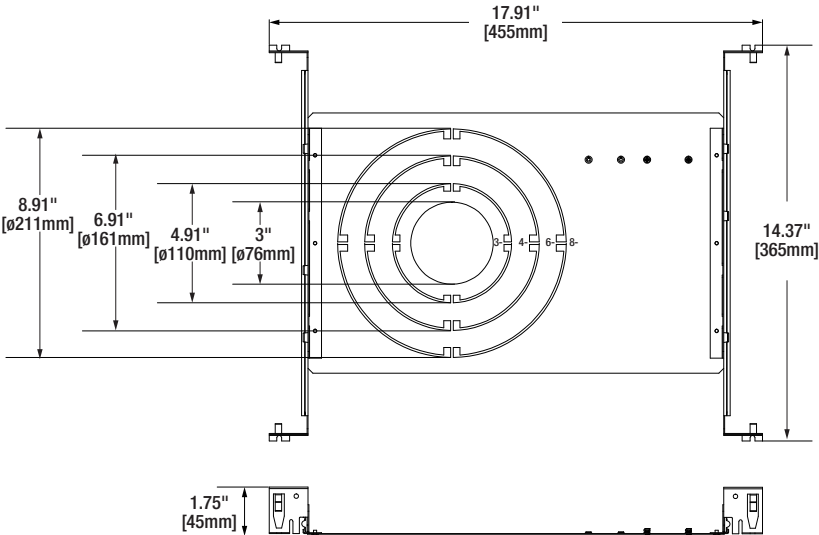



Metal Frame

62959

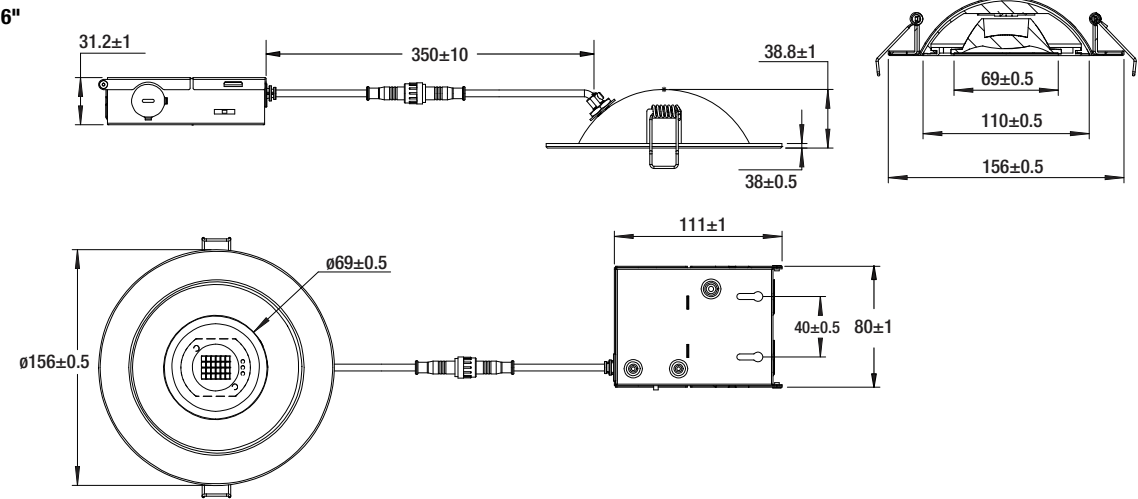
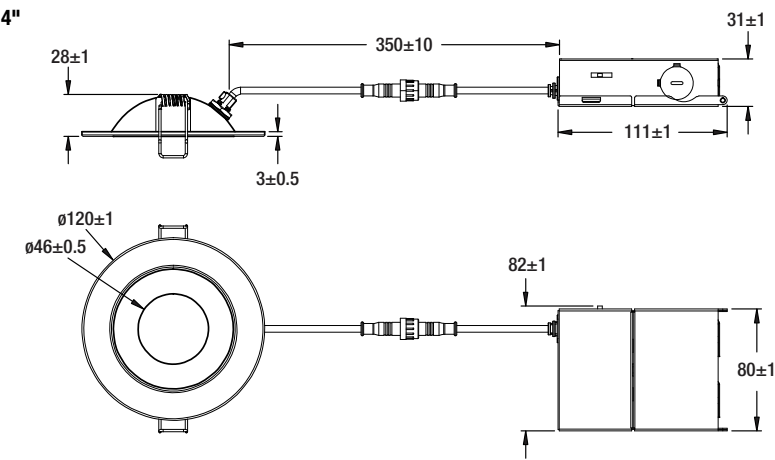
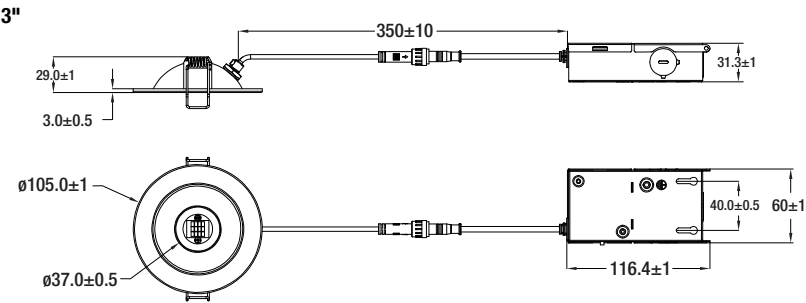


63743



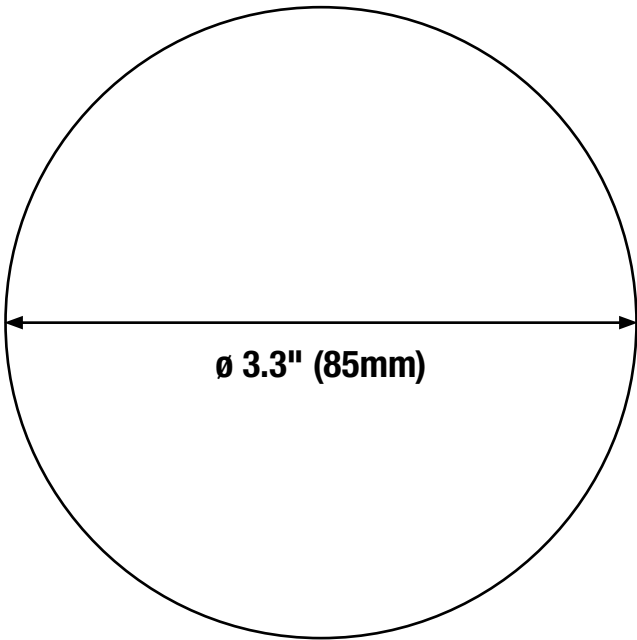
Physical Information

Luminaire Description	Height (in)	Diameter (in)
3"	1.14	4.1
4"	1.18	4.72
6"	1.53	6.14

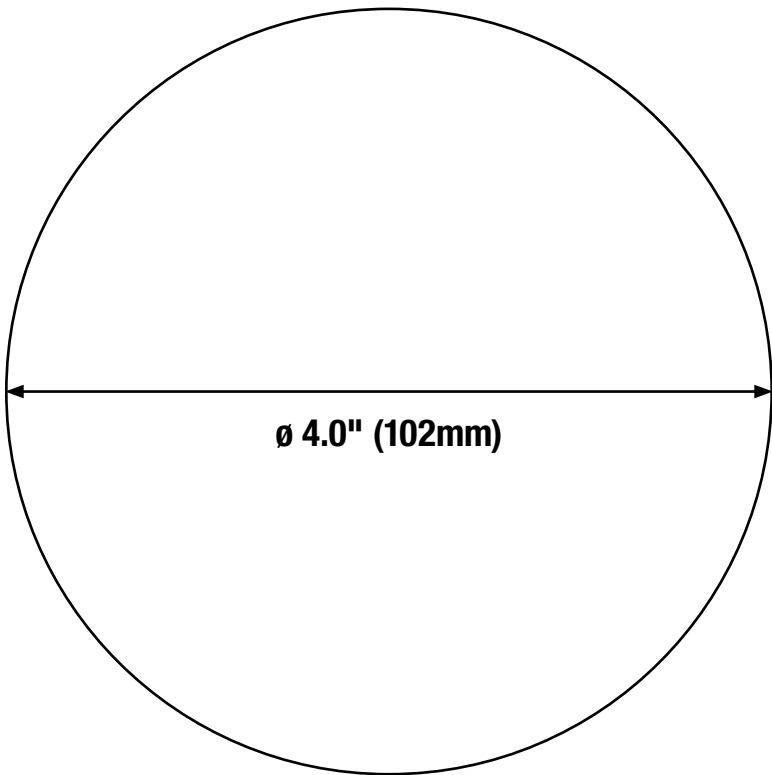


Hole Cut Templates

RT3 Hole Cut Template

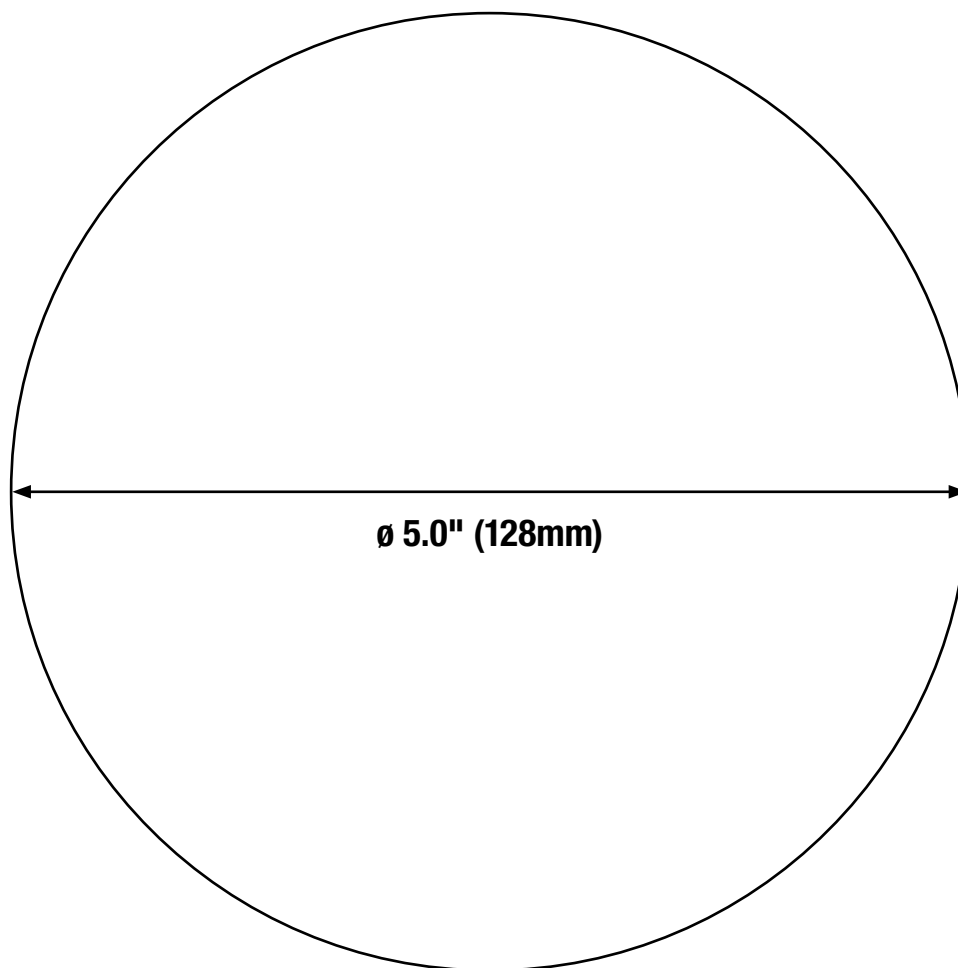


RT4 Hole Cut Template



Hole Cut Templates

RT6 Hole Cut Template



LEDVANCE LLC
181 Ballardvale Street, Suite 203
Wilmington, MA 01887 USA
Phone 1-800-LIGHTBULB (1-800-544-4828)
www.ledvanceUS.com

LEDVANCE is a registered trademark.
All other trademarks are those of their respective owners.
Specifications subject to change without notice.



SCAN TO FOLLOW US
ON SOCIAL MEDIA

© 2025 LEDVANCE LLC

6 of 6

